

Chapter 18 Electrolytes

Strong Electrolyte NaCl in water (strong dielectric, ions completely formed)
Weak Electrolyte Acetic Acid in water (use dissociation constant)

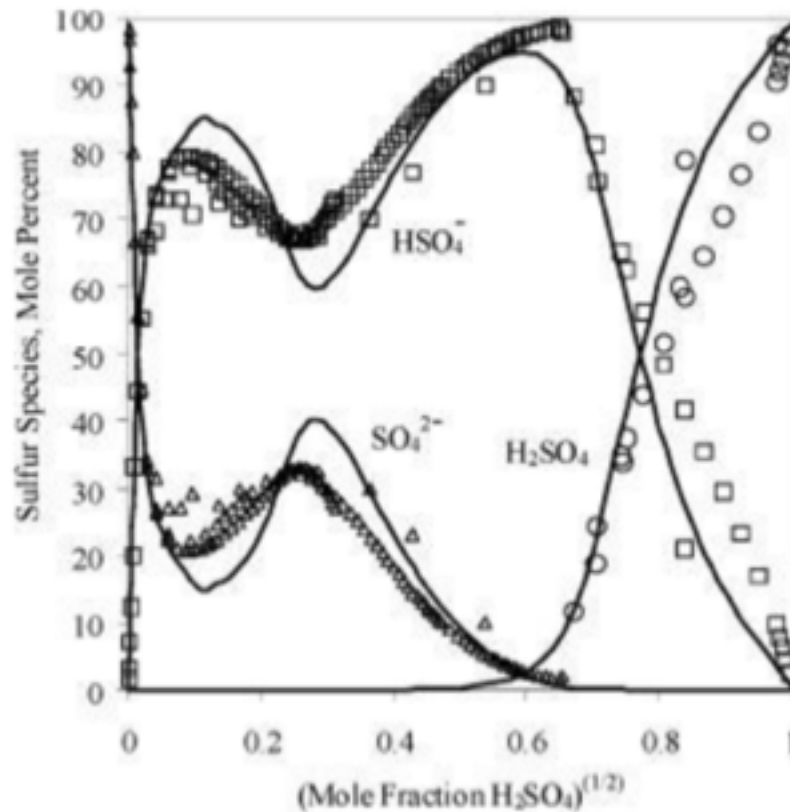


Figure 18.1. Speciation of sulfuric acid in aqueous solutions as measured by experiments¹ and modeled by OLI Systems, Inc.² Note the square root scale to emphasize the dilute region.

Chapter 18 Electrolytes

INTRODUCTION

In the past several years, interest in electrolyte phase equilibria has grown significantly. This growth in interest can be attributed to a number of evolving application areas and factors among which are:

- o Recognition of the necessity to reduce pollutant levels in process waste water streams. The removal of sulfur by formation of gypsum is an example of such an application.
- o Development of new flue gas scrubbing systems using regenerative processes. Scrubbing of Cl_2 from incinerator streams and SO_2 from flue gases are specific application examples.
- o Recent escalation of the prices of oil and gas leading to the study and development of synthetic fuel processes in which ammonia, carbon dioxide, and hydrogen sulfide are produced as by-products which usually condense to form aqueous solutions. Sour water strippers and amine scrubbers are specific processes developed in this area.

Most of the application areas mentioned above concern the vapor-liquid phase equilibria of weak electrolytes. However, in the past several years, considerable interest has also developed in the liquid-solid equilibria of both weak and strong electrolytes. Application areas and factors that have affected this growth in interest include:

- o Hydrometallurgical processes, which involve the treating of a raw ore or concentrate with an aqueous solution of a chemical reagent.
- o The need of corrosion engineers to predict the scale formation capabilities of various brines associated with oil production or geothermal energy production.
- o The need of petroleum engineers to predict the freezing or crystallization point of clear brines containing sodium, calcium, and zinc chlorides and bromides to high concentrations.
- o The need for waste water clean up customarily done by precipitation of heavy metals.
- o Sea water desalination.
- o Crystallization from solution in the manufacture of inorganic chemicals.

Handbook of Aqueous Electrolyte Thermodynamics

- o Specific ion electrolytes
- o Ion exchange

Specific processes which typify these application areas are:

- o Treatment of gypsum which is formed in waste water cleanup.
 - o Several processes involving formation of $\text{Cr}(\text{OH})_3$. These processes include:
 - cooling tower blowdown
 - plating processes
 - manufacture of chrome pigment
- Use of a simple solubility product (e.g. Lange's Handbook) for $\text{Cr}(\text{OH})_3$ is invalid since precipitation involves intermediate complexes which form to a significant degree.

Colligative (counting) Properties

$$\ln(x_i \gamma_i) = \frac{-\Delta H_i^{fus}}{R} \left(\frac{1}{T} - \frac{1}{T_{m,i}} \right)$$

Melting Point Depression

$$\Pi = \frac{RT}{V_W} \ln a_W$$

Osmotic Pressure $\Pi/RT = (c/M_w) (1 + B_2 c + \dots)$

$$y_{H_2O} P = P = x_{H_2O} P_{H_2O}^{Sat}$$

Boiling Point Elevation (for non-volatile solute)

Example 18.1. Freezing point depression

Compare NaCl (used on icy roads), ethylene glycol (used in car radiators), and glucose (used by hibernating frogs) as alternatives for freezing point depression. Consider 5 g of each for 0.1 L (5.55 mol) of water and then compare 0.1 mol of each in 0.1 L of water. For the molar basis, compare the masses used and the effectiveness. Assume NaCl totally dissociates, and use an ideal solution approximation.

Solution

The melting point is calculated with [Eqn. 14.24](#). To calculate mole fractions, the molecular weights are NaCl 58.44, ethylene glycol (EG) 62.07, and glucose 180.16. For 5 g of each, the molar amounts are 0.0855 mol, 0.0805 mol, and 0.027 mol, respectively. The mole fractions of water in the solutions (recall that NaCl forms two moles of ions!) are $x_{H_2O} = 5.55/(5.55 + 2 \cdot 0.0855) = 0.970$, $x_{H_2O} = 5.55/(5.55 + 0.0805) = 0.986$, $x_{H_2O} = 0.995$, respectively, and

$$\ln(x_{H_2O}) = -\frac{6009.5}{(8.314)(273.15)}\left(\frac{273.15}{T} - 1\right)$$
$$\Rightarrow T = \frac{273.15}{1 - (8.314)(273.15)\ln(x_{H_2O})/6009.5} \quad 18.1$$

The freezing points for 5 g of each are 270.0 K, 271.7 K, 272.7 K for depressions of 3.2°C, 1.5°C, and 0.5°C respectively. NaCl is more effective than an equivalent mass of EG. Frogs must generate a very concentrated solution of glucose to keep from freezing while hibernating (though concentrated glucose also forms a metastable subcooled liquid easily). For 0.1 mol of each, the mol fractions are $x_{H_2O} = 0.965$, $x_{H_2O} = 0.982$, $x_{H_2O} = 0.982$, with freezing points of 269.6 K, 271.3 K, 271.3 K for depressions of 3.6°C, 1.9°C, and 1.9°C, respectively. There is no difference between the last two solutes because they do not dissociate. The masses needed for 0.1 mol are 5.8 g, 6.2 g, 18.0 g. On a mass basis, NaCl is more effective than glucose even though only one-third as much is used. For EG and glucose, 0.1 mol of each gives the same melting depression, but the mass of glycol is about one-third because the molecular weight is smaller.

Example 18.2. Example of osmotic pressure

Consider the solutes from [Example 18.1](#) assuming complete dissociation of NaCl and ideal solutions. (a) Compare the osmotic pressure for 0.1 mol of each in 0.1 L of water at 298.15 K. (b) What concentration of NaCl (wt%) is isotonic with human blood?

Solution

a. The mole fractions have been calculated in [Example 18.1](#) as 0.965, 0.982, and 0.982. The osmotic pressure is given by [Eqn. 11.71](#). The osmotic pressure for an ideal solution is

$$\Pi = \frac{-RT}{V_W} \ln(x_W) = -\frac{(8.314)(298.15)}{18.07} \ln(x_W) \quad 18.2$$

Inserting the mole fractions of each, the osmotic pressures are 4.89 MPa, 2.5 MPa, 2.5 MPa. In a reverse osmosis system, a solution of NaCl requires much more pressure to purify than a solution of a nonelectrolyte with the same apparent concentration.

b. Isotonicity with human blood is defined in [Section 11.13](#) on page [449](#) as having a concentration that is 0.308 mol/L of solute. Since two ions are obtained for each NaCl that dissociates, this corresponds to 0.154 mol/L of NaCl, or 8.99 g/L. Assuming the concentration is sufficiently low, a dilute aqueous solution corresponds to a density of 1000 g/L. Therefore, the weight fraction is $9/1000 = 0.009$ or 0.9wt%. This is commonly known as “physiological saline” or just “saline.”

Example 18.3. Example of boiling point elevation

Consider the solutes from [Example 18.1](#). Compare the bubble points for 0.1 mol of each in 0.1 L of water at 1.013 bar. Consider complete dissociation of NaCl and ideal solutions. Ignore volatility of EG.

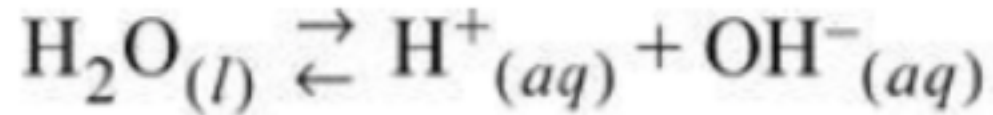
Solution

This will be a bubble-temperature calculation. Because the solutes are nonvolatile (ignoring volatility of EG), $y_{H_2O} = 1$. The bubble-pressure condition is

$$y_{H_2O} P = 760 \text{ mmHg} = x_{H_2O} P_{H_2O}^s = x_{H_2O} 10^{(8.07131 - 1730.63/(T + 233.426))} \quad 18.3$$

Using the Antoine equation for water and the mole fractions from [Example 18.1](#), the bubble temperatures are found by using an iterative solver to be 101°C, 100.5°C, and 100.5°C, respectively. Again, the salt has a larger effect due to its dissociation.

Speciation and dissociation constant $K_{a,298}$, charge balance



$$K_{a,298} = [\text{H}^+][\text{OH}^-] = 10^{-14}$$

$$K_{a,298} = \exp(-\Delta G_{298}^{\circ}/RT) = \frac{a_{\text{H}^+} a_{\text{OH}^-}}{a_{\text{H}_2\text{O}}}$$

a_{H^+} is dimensionless, $[\text{H}^+]$ is moles/liter (molarity, M_{H^+})

A neutral solution is pure water so $a_{\text{H}_2\text{O}} = 1$

With temperature changes $[\text{H}^+]$ changes due to thermal expansion

Molality, number of moles of H^+ per kg of H_2O is used, m_{H^+}

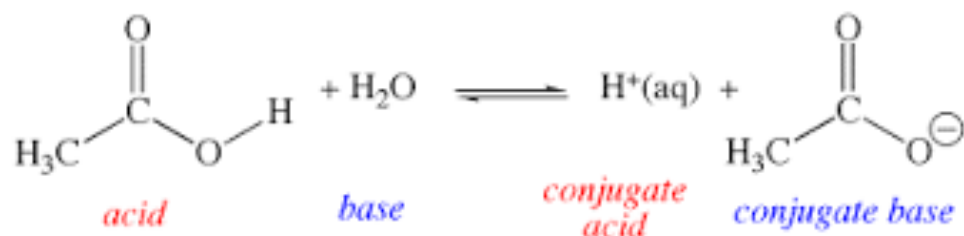
Table 18.1. Apparent Mole Fraction, Molality, Density and Molarity for Aqueous Sodium Chloride Solutions^a

wt%	Mol Frac	Molality	Density (kg/L)			Molarity (M)		
	x_{NaCl}	m	0°C	25°C	100°C	0°C	25°C	100°C
1	0.003104	0.1728	1.00747	1.00409	0.9651	0.1724	0.1718	0.1651
2	0.006252	0.3492	1.01509	1.01112	0.9719	0.3474	0.3460	0.3326
8	0.026105	1.4879	1.06121	1.05412	1.0134	1.4526	1.4429	1.3872
16	0.055459	3.2592	1.12419	1.11401	1.0713	3.0777	3.0498	2.9329
26	0.097722	6.0119	1.20709	1.19443	1.1492	5.3701	5.3138	5.1125

^a Densities are from Washburn, E. W., ed., 1926–1930. *International Critical Tables*, National Research Council, vol. 3, p. 79.

Concentration with speciation

Acetic Acid in water



$$K_a = \frac{[\text{H}^+][\text{CH}_3\text{CO}_2^-]}{[\text{CH}_3\text{CO}_2\text{H}]} = 10^{-4.8}$$

Apparent concentration: g/liter you put in of C₂H₄O₂

True concentration has to do with the dissociation species (based on a model)

VLE is based on the true concentration of undissociated species

pH

$$pH = -\log_{10}(a_{H^+})$$

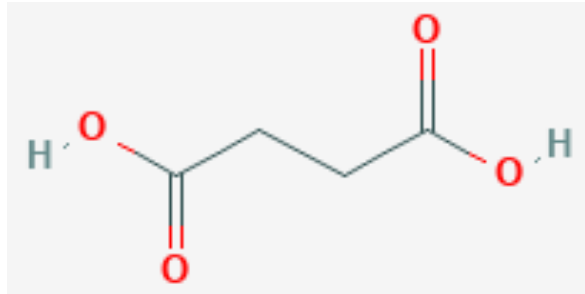
a_{H^+} is molal (molar as an approximation)

$$K_{a,w} = \frac{a_{H^+} a_{OH^-}}{a_{H_2O}} = 10^{-14}$$

$$-\log(a_{H^+} a_{OH^-}) = -\log(a_{H^+}) - \log(a_{OH^-}) = -\log K_{a,w}$$

$$pH + pOH = pK_{a,w}$$

Electrolyte Equilibrium Constant



Succinic Acid

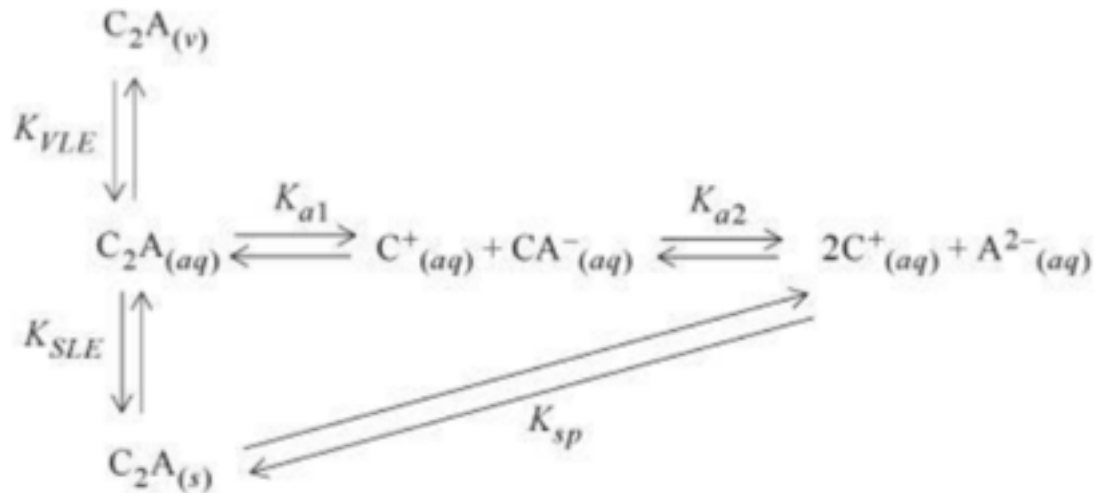


Figure 18.2. Reaction network for an example electrolyte where C is a monovalent cation and A is a divalent cation. The equilibrium constants are related as explained in the text.

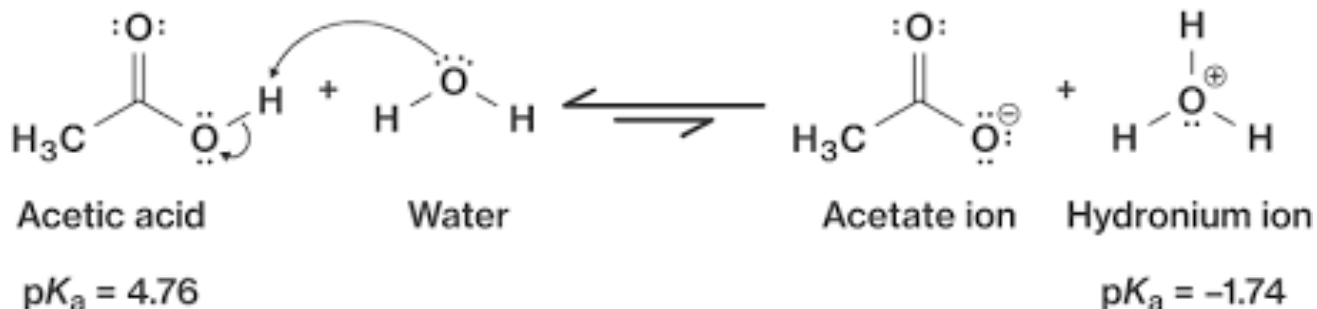
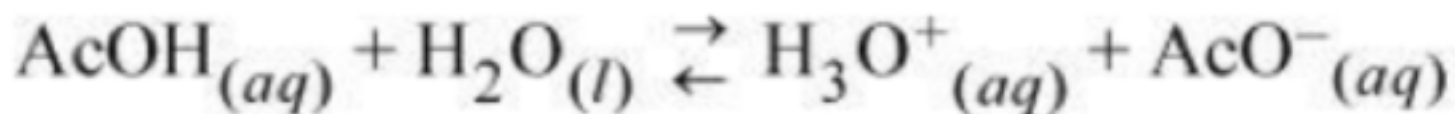
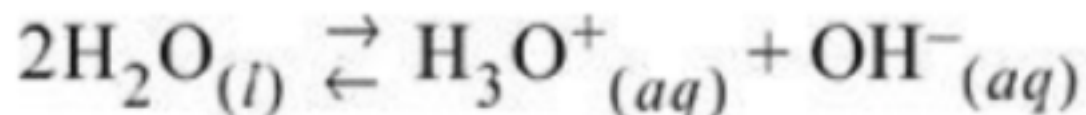
$$\begin{aligned}
 \mu_i^L &= \mu_{i(aq)} \\
 K_{sp} &= K_{SLE} K_{a1} K_{a2}
 \end{aligned}
 \qquad
 C_2A_{(s)} \xrightleftharpoons{K_{sp}} 2C^+_{(aq)} + A^{2-}_{(aq)}$$

Water of hydration and hydronium ion

Cations have water of hydration associated with the ion

Degree of hydration changes with concentration

At high concentrations ion pairs with the counter ion form



Acids and conjugate bases

Table 18.2. Reference Table for Relative Acid and Base Strengths at 25°C Based on $pK_{a,\text{water}} = -13.995$. $pK_b = 13.995 - pK_a$

Species	Acid	$pK_{a,A}$	Base	$pK_{a,B}$
Perchloric acid	HClO ₄	~-7	ClO ₄ ⁻	~-21
Hydrogen chloride	HCl	~-3	Cl ⁻	~-17
Sulfuric acid	H ₂ SO ₄	~-3	HSO ₄ ⁻	~-17
Nitric acid	HNO ₃	-1	NO ₃ ⁻	~-15
Hydronium ion	H ₃ O ⁺	0	H ₂ O	13.995
Sulfurous acid	H ₂ SO ₃	1.857	HSO ₃ ⁻	12.138
Bisulfate	HSO ₄ ⁻	1.987	SO ₄ ⁻²	12.008
Phosphoric acid	H ₃ PO ₄	2.148	H ₂ PO ₄ ⁻	11.847
Hydrofluoric acid	HF	3.17	F ⁻	10.825
Acetic acid	CH ₃ COOH	4.756	CH ₃ COO ⁻	9.239
Total dissolved CO ₂ ^a	CO _{2(aq)} + H ₂ CO ₃	6.351	HCO ₃ ⁻	7.644
Hydrogen sulfide	H ₂ S	7.02	HS ⁻	6.98
Dihydrogen phosphate	H ₂ PO ₄ ⁻	7.198	HPO ₄ ⁻²	6.797
Bisulfite ion	HSO ₃ ⁻	7.172	SO ₃ ⁻²	6.823
Hypochlorous acid	HOCl	7.53	OCl ⁻	6.47
Hydrogen cyanide	HCN	9.21	CN ⁻	4.79
Boric acid	H ₃ BO ₄	9.237	B(OH) ₄ ⁻	4.758
Ammonium ion	NH ₄ ⁺	9.245	NH ₃	4.750
Bicarbonate	HCO ₃ ⁻	10.329	CO ₃ ⁻²	3.666
Hydrogen phosphate	HPO ₄ ⁻²	12.375	PO ₄ ⁻³	1.620
Water ^b	H ₂ O	13.995	OH ⁻	0
Bisulfide	HS ⁻	~-14	S ⁻²	~-0
Ammonia	NH ₃	~-23	NH ₂ ⁻	~-9
Hydroxide ion	OH ⁻	~-24	O ⁻²	~-10

- a. By common use. Based on $([\text{CO}_{2(aq)}] + [\text{H}_2\text{CO}_3])K_a = [\text{HCO}_3^-][\text{H}^+]$. $[\text{H}_2\text{CO}_3] \approx 0.002[\text{CO}_{2(aq)}]$ at 298.15 K. Thus, $(1.002[\text{CO}_{2(aq)}])K_a = [\text{HCO}_3^-][\text{H}^+]$ at 298.15 K.
- b. If water is acting as a solute rather than a solvent, as it must if the acid strength of H₂O is being compared with that of other very weak acids, then $pK_{a,A} \sim 16$ should be used. See 1990. *J. Chem. Ed.* 67(5):386-388.

Strong Acid

$$[\text{Cl}^-] = C_A \quad \text{material balance for complete dissociation} \quad 18.17$$

$$K_{a,w} = [\text{H}^+][\text{OH}^-] = 10^{-14} \quad \text{equilibrium} \quad 18.18$$

$$[\text{H}^+] = [\text{Cl}^-] + [\text{OH}^-] \quad \text{charge balance} \quad 18.19$$

$$[\text{H}^+] = C_A + [\text{OH}^-] \quad \text{proton condition} \quad 18.20$$

$$K_{a,298} = [\text{H}^+][\text{OH}^-] = 10^{-14}$$

$[\text{H}^+]$ is large so $[\text{OH}^-]$ is very small, can be ignored

$$pH \sim pC_A$$

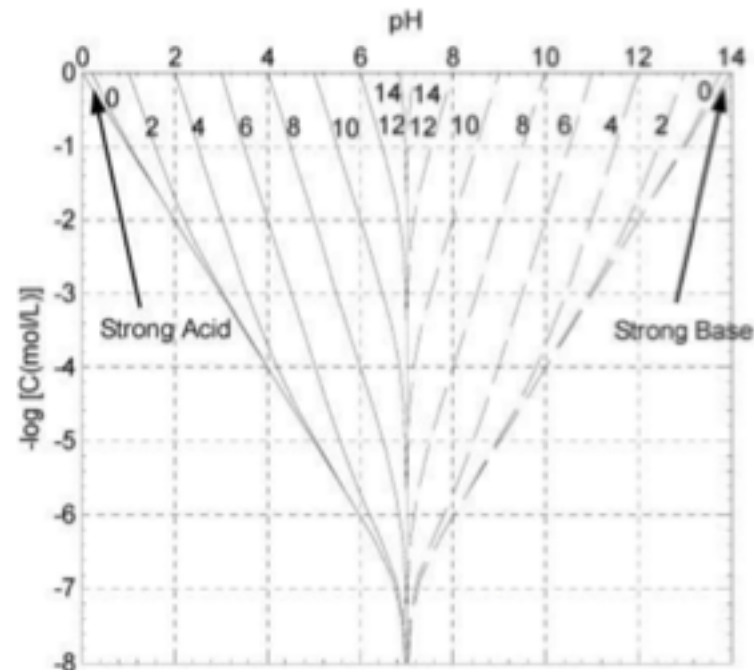


Figure 18.3. Flood diagram showing the behavior of strong monoprotic acids, weak monoprotic acids, salts of weak monoprotic bases, and strong monovalent bases.

Strong Base

$[\text{Na}^+] = C_B$ material balance for complete dissociation

$K_{a,w} = [\text{H}^+][\text{OH}^-] = 10^{-14}$ equilibrium

$[\text{H}^+] + [\text{Na}^+] = [\text{OH}^-]$ charge balance

$[\text{H}^+] + C_B = [\text{OH}^-]$ proton condition

$[\text{OH}^-]$ is large so $[\text{H}^+]$ is very small, can be ignored
 $p\text{OH} \sim pC_B$

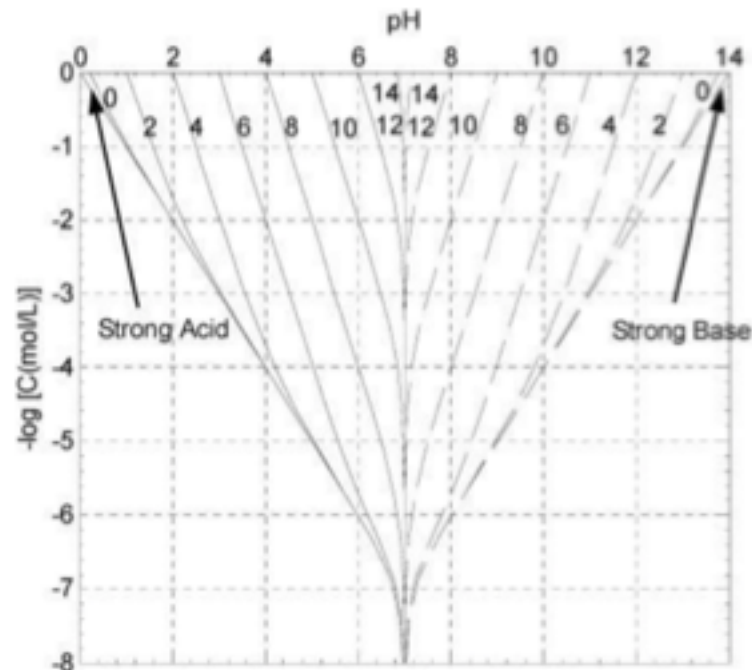


Figure 18.3. Flood diagram showing the behavior of strong monoprotic acids, weak monoprotic acids, salts of weak monoprotic bases, and strong monovalent bases.

Weak monoprotic Acid (Acetic Acid $pK_{a,A} = 4.7$)

$$[A^-] + [HA] = C_A \quad \text{material balance}$$

$$K_{a,A} = [H^+][A^-]/[HA] \quad \text{equilibrium}$$

$$K_{a,w} = [H^+][OH^-] = 10^{-14} \quad \text{equilibrium}$$

$$[H^+] = [A^-] + [OH^-] \quad \text{charge balance}$$

$$[H^+]^3 + K_{a,A}[H^+]^2 - (C_A K_{a,A} + K_{a,w})[H^+] - K_{a,A}K_{a,w} = 0 \quad (\text{Hint: limited utility})$$

$$K_{a,A} = [H^+](C_A - [HA])/[HA]$$

$$[HA] = C_A [H^+] / ([H^+] + K_{a,A}) \quad \text{useful for undissociated acid}$$

$$[A^-] = K_{a,A} C_A / ([H^+] + K_{a,A}) \quad \text{useful for conjugate base}$$

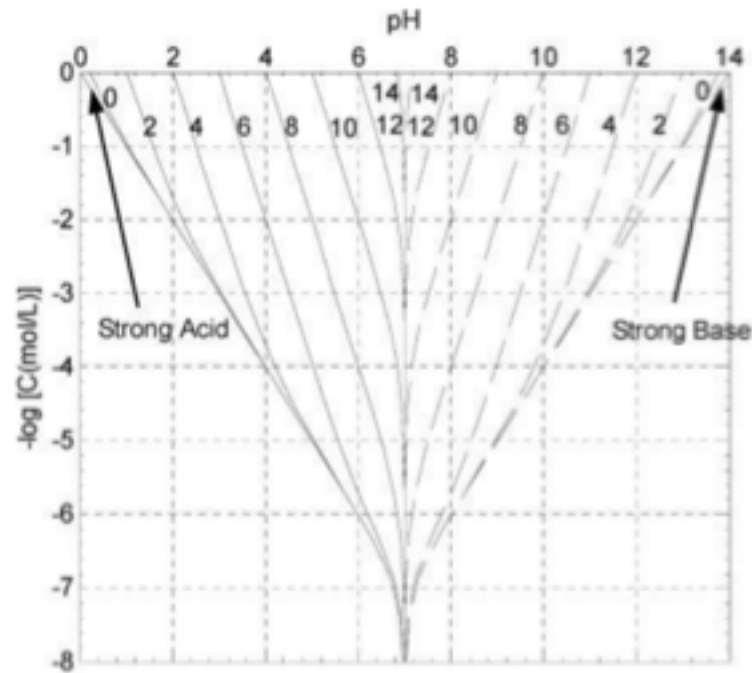
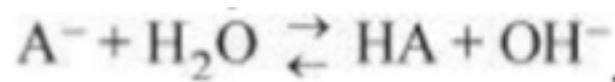


Figure 18.3. Flood diagram showing the behavior of strong monoprotic acids, weak monoprotic acids, salts of weak monoprotic bases, and strong monovalent bases.

Weak monoprotic Based (Acetate ion $pK_{a,B} = 9.3$)



$$[Na^+] = [HA] + [A^-] = C_B \text{ material balance}$$

$$K_{a,B} = [HA][OH^-]/[A^-] \text{ equilibrium}$$

$$K_{a,w} = [H^+][OH^-] = 10^{-14} \text{ equilibrium}$$

$$[H^+] + [Na^+] = [A^-] + [OH^-] \text{ charge balance}$$

Start with sodium acetate which is a strong electrolyte, the resulting acetate ion is a weak base

$$K_{a,B}[H^+]^3 + (C_B K_{a,B} + K_{a,w})[H^+]^2 - K_{a,B} K_{a,w}[H^+] - K_{a,w}^2 = 0 \text{ limited use}$$

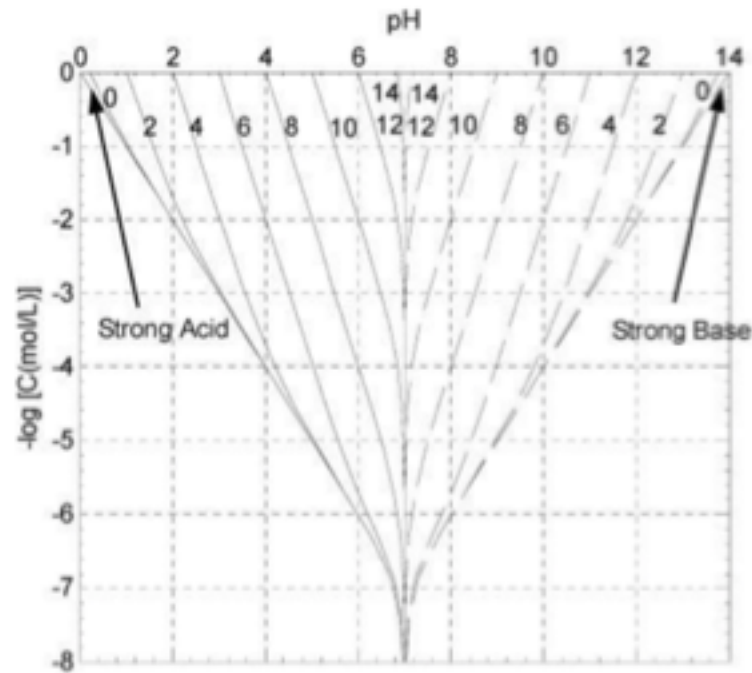


Figure 18.3. Flood diagram showing the behavior of strong monoprotic acids, weak monoprotic acids, salts of weak monoprotic bases, and strong monovalent bases.

Acid or Base Added to water

$$pK_{a,A} + pK_{a,B} = pK_{a,w} \quad \text{or} \quad K_{a,A}K_{a,B} = K_{a,w}$$

18.37

Example 18.4. Dissociation of fluconazole

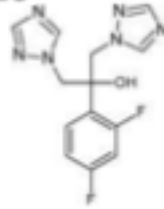
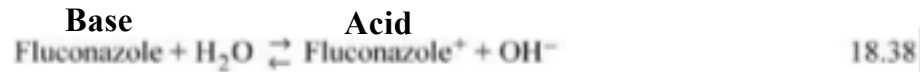


Figure 18.4. Structure of Fluconazole.



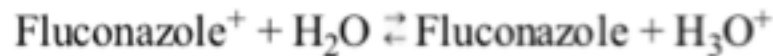
$$\ln(K_a) = -1.28 - 8000/T \quad 18.39$$

[Eqn. 18.39](#) represents $K_{a,B}$.

fluconazole and its ion and the hydroxyl are on the molality scale

Randall scale. Determine the percentage of fluconazole dissociated at pH 7 and pH 1.5 when the apparent amount of fluconazole in aqueous solution is 1.5E-3m. The molecular weight of fluconazole is 306.27. Assume ideal solutions.

Standard acid form of eqn. 18.39



At 298K, $K_{a,B} = 6.18 \text{ e-}13$ from eqn. 18.39

$$K_{a,A} = 1\text{e-}14/6.18 \text{ e-}13 = 0.0162 \text{ or } \text{p}K_{a,A} = 1.79$$

Fluconazole is protonated below $\text{pH} = 1.8$ and neutral (undissociated) above

$\text{pH} = 7$

$[\text{HA}] = C_A[\text{H}^+]/([\text{H}^+] + K_{a,A})$	useful for undissociated acid	18.30
--	-------------------------------	-------

$$[\text{Fluc}^+] = C_{\text{fluc}}[\text{H}^+] / ([\text{H}^+] + K_{a,A}) = 1.5\text{E-}3\text{m}(10^{-7})/(10^{-7} + 0.01617) = 9.27\text{E-}9\text{m}$$

None is dissociated so:

$$[\text{Fluc}] = 1.5\text{E-}3\text{m, and the fraction protonated is } 9.27\text{E-}9/(1.5\text{E-}3) \cdot 100\% = 0\% \text{ (trace).}$$

Example 18.4. Dissociation of fluconazole

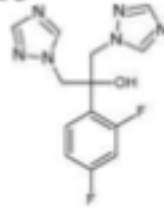
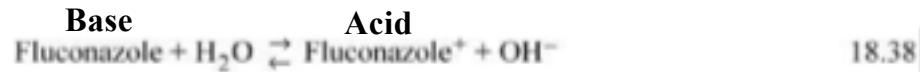


Figure 18.4. Structure of Fluconazole.

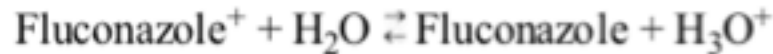


ln(<i>K_a</i>) = -1.28 - 8000/ <i>T</i>	18.39
Eqn. 18.39 represents <i>K_{a,B}</i> .	

fluconazole and its ion and the hydroxyl are on the molality scale

Randall scale. Determine the percentage of fluconazole dissociated at pH 7 and pH 1.5 when the apparent amount of fluconazole in aqueous solution is 1.5E-3m. The molecular weight of fluconazole is 306.27. Assume ideal solutions.

Standard acid form of eqn. 18.39



At 298K, $K_{a,B} = 6.18 \text{ e-}13$ from eqn. 18.39

$$K_{a,A} = 1\text{e-}14/6.18 \text{ e-}13 = 0.0162 \text{ or } \text{p}K_{a,A} = 1.79$$

Fluconazole is protonated below $\text{p}H = 1.8$ and neutral (undissociated) above

$\text{p}H = 1.5$ $[\text{HA}] = C_A[\text{H}^+]/([\text{H}^+] + K_{a,A})$ useful for undissociated acid 18.30

$$[\text{Fluc}^+] = C_{\text{fluc}}[\text{H}^+] / ([\text{H}^+] + K_{a,A}) = 1.5\text{E-}3\text{m}(10^{-1.5})/(10^{-1.5} + 0.01617) = 9.9\text{E-}4\text{m}$$

About half is dissociated:

$$[\text{Fluc}] = 1.5\text{E-}3\text{m} - 9.9\text{E-}4\text{m} = 5.1\text{E-}4\text{m} \quad \text{protonated is } 9.9\text{E-}4/(1.5\text{E-}3) \cdot 100\% = 66\%$$

Sillén Diagram or Bjerrum Plot or Hägg Diagram

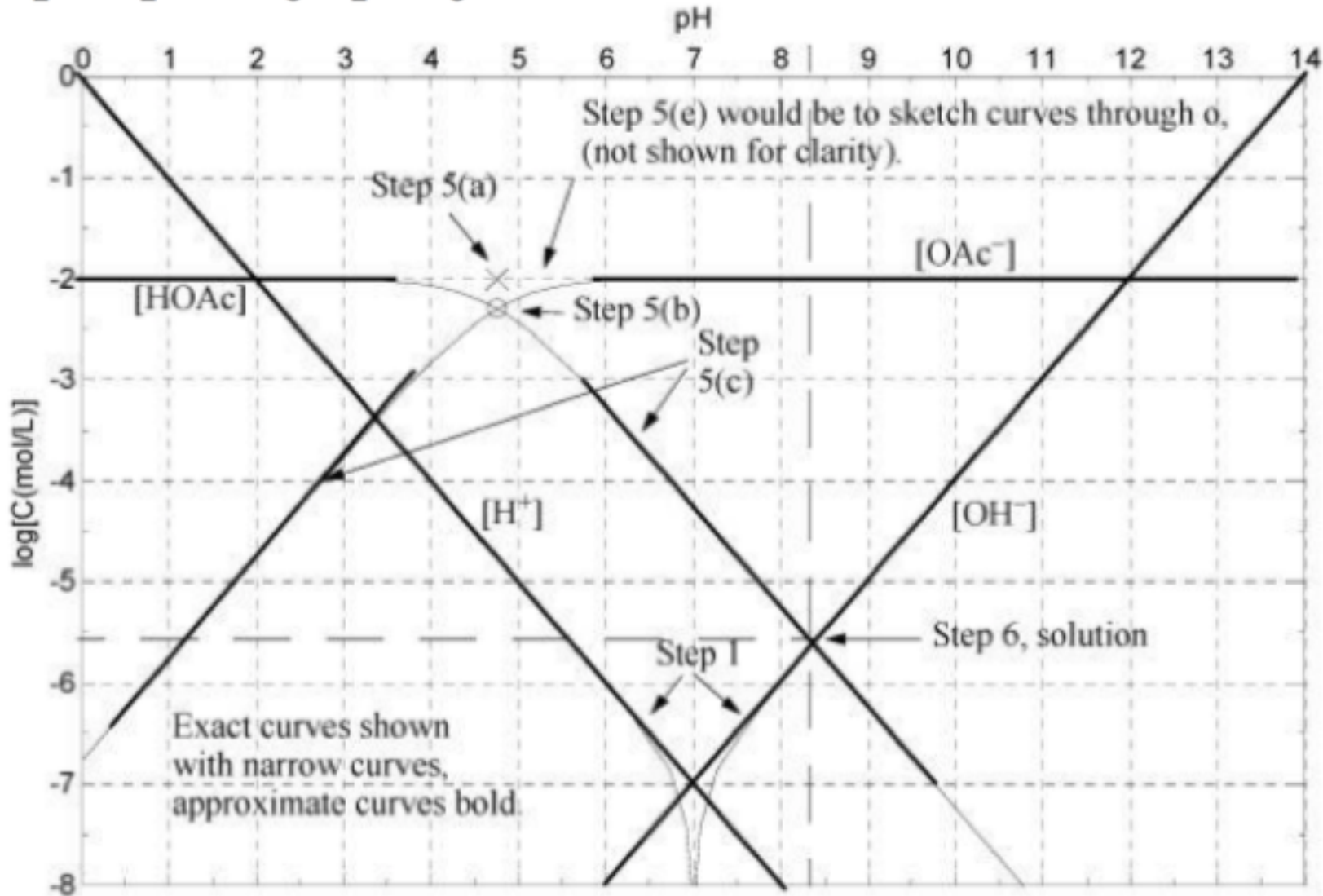
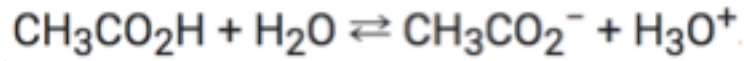


Figure 18.5. Sillén plot for [Example 18.5](#), acetate with an overall concentration 0.01 M.

Sillén Diagram

1. Create a coordinate system like the Flood diagram. (A template is available on the textbook web site.) Draw straight lines for the strong acid and strong base lines. The detail of the taper at pH = 7 should be ignored, and cross the lines. Note that the sum of the two lines is always -14 on the log scale and represents the ion product for water. Label these lines [H⁺] (left) and [OH⁻] (right).

2. Write the material balance for the dissociating species to relate the apparent species to the species in solution; for example, [Eqn. 18.32](#).

$$[\text{Na}^+] = [\text{HA}] + [\text{A}^-] = C_B \quad \text{material balance} \quad 18.32$$

3. Write the equilibria relations using the dissociation constants for weak acids or bases. If the acid/base is strong it will completely dissociate, and thus the relation is not needed. *Always write the reactions in the acid form* (even if bases are involved); for example, [Eqn. 18.26](#) for acetate or acetic acid. Write the dissociation reaction for water. Using the acid form provides a consistent solution strategy, but is not theoretically required.

$$K_{a,A} = [\text{H}^+][\text{A}^-]/[\text{HA}] \quad \text{equilibrium} \quad 18.26$$

$$K_{a,w} = [\text{H}^+][\text{OH}^-] = 10^{-14} \quad \text{equilibrium} \quad 18.27$$

4. Write the electroneutrality constraint.

$$[\text{H}^+] = [\text{A}^-] + [\text{OH}^-] \quad \text{charge balance} \quad 18.28$$

5. Sketch [Eqns. 18.30](#) and [18.31](#) without calculations on the diagram using these steps. (See the example.) The steps are: **(a) create a system point** at C_A (or C_B) and $\text{p}K_{a,A}$; the procedure always uses $\text{p}K_{a,A}$ even for bases; **(b) create an acid/base intersection point** at $(\text{p}K_{a,A}, \log C_A - 0.3)$. (The value of 0.3 represents a decrease of 50% in the concentration, which is where the acid and base concentrations will match.); **(c) sketch diagonal lines** with slope +1 and -1 (parallel to the H⁺ and OH⁻ lines) *below* C_A that project through the system point but extend downwards starting about $\log C_A - 1$; **(d) draw horizontal lines** on either side of the system point leaving a gap of approximately 1 pH unit on either side of the system point and label the line on the left (low pH) as the acid and the line to the right (high pH) as the base; **(e) connect the sloping lines with the horizontal lines** with smooth curves that pass through the acid/base intersection point.

$$[\text{HA}] = C_A [\text{H}^+] / ([\text{H}^+] + K_{a,A}) \quad \text{useful for undissociated acid} \quad 18.30$$

$$[\text{A}^-] = K_{a,A} C_A / ([\text{H}^+] + K_{a,A}) \quad \text{useful for conjugate base} \quad 18.31$$

6. Decide which concentrations are largest and which are least significant. Let C_i be the apparent concentration. The goal is to simplify the balances and provide a good guess for true concentrations. This is almost always done by converting the charge balance to a proton condition by inserting the mass balance to eliminate terms that are largest and leave smaller terms that are more similar in magnitude. Use the diagram as a guide to decide which concentrations are insignificant in the pH range expected. The goal is to use the proton condition to identify the intersection of the positive and negative charges of the proton condition. Unless some of the diagonal curves are very close to each other this will be easy. There can be various proton conditions that are equally valid when many ions are present at similar concentrations. Hints: Remember that each unit on the log scale is an order of magnitude. Acids by themselves result in $\text{pH} < 7$; bases alone result in $\text{pH} > 7$; salts of a strong acid and weak base (e.g., NH_4^+Cl^-) are acidic; salts of a weak acid and strong base (e.g., NaOAc) are basic.

7. Check the result. The results can be checked by iterating on charge balance pH by inserting [Eqns. 18.30](#) and [18.31](#) or the analogs.

Table 18.2. Reference Table for Relative Acid and Base Strengths at 25°C Based on $pK_{a,\text{water}} = -13.995$. $pK_b = 13.995 - pK_a$

Species	Acid	$pK_{a,A}$	Base	$pK_{a,B}$
Perchloric acid	HClO_4	~ -7	ClO_4^-	~ 21
Hydrogen chloride	HCl	~ -3	Cl^-	~ 17
Sulfuric acid	H_2SO_4	~ -3	HSO_4^-	~ 17
Nitric acid	HNO_3	-1	NO_3^-	~ 15
Hydronium ion	H_3O^+	0	H_2O	13.995
Sulfurous acid	H_2SO_3	1.857	HSO_3^-	12.138
Bisulfate	HSO_4^-	1.987	SO_4^{2-}	12.008
Phosphoric acid	H_3PO_4	2.148	H_2PO_4^-	11.847
Hydrofluoric acid	HF	3.17	F^-	10.825
Acetic acid	CH_3COOH	4.756	CH_3COO^-	9.239
Total dissolved CO_2^{a}	$\text{CO}_{2(\text{aq})} + \text{H}_2\text{CO}_3$	6.351	HCO_3^-	7.644
Hydrogen sulfide	H_2S	7.02	HS^-	6.98
Dihydrogen phosphate	H_2PO_4^-	7.198	HPO_4^{2-}	6.797
Bisulfite ion	HSO_3^-	7.172	SO_3^{2-}	6.823
Hypochlorous acid	HOCl	7.53	OCl^-	6.47
Hydrogen cyanide	HCN	9.21	CN^-	4.79
Boric acid	H_3BO_4	9.237	B(OH)_4^-	4.758
Ammonium ion	NH_4^+	9.245	NH_3	4.750
Bicarbonate	HCO_3^-	10.329	CO_3^{2-}	3.666
Hydrogen phosphate	HPO_4^{2-}	12.375	PO_4^{3-}	1.620
Water ^b	H_2O	13.995	OH^-	0
Bisulfide	HS^-	~ 14	S^{2-}	~ 0
Ammonia	NH_3	~ 23	NH_2^-	~ -9
Hydroxide ion	OH^-	~ 24	O^{2-}	~ -10

a. By common use. Based on $([\text{CO}_{2(\text{aq})}] + [\text{H}_2\text{CO}_3])K_a = [\text{HCO}_3^-][\text{H}^+]$. $[\text{H}_2\text{CO}_3] \approx 0.002[\text{CO}_{2(\text{aq})}]$ at 298.15 K. Thus, $(1.002[\text{CO}_{2(\text{aq})}])K_a = [\text{HCO}_3^-][\text{H}^+]$ at 298.15 K.

b. If water is acting as a solute rather than a solvent, as it must if the acid strength of H_2O is being compared with that of other very weak acids, then $pK_{a,A} \sim 16$ should be used. See 1990. *J. Chem. Ed.* 67(5):386-388.

Example 18.5. Sillén diagram for HOAc and NaOAc

Sodium acetate, NaOAc, is dissolved in water at an apparent concentration of $C_B = 10^{-2}$ mol/L. Construct a Sillén diagram and estimate the pH. For acetic acid, $pK_{a,A} = 4.76$ at room temperature in dilute solutions.

$$[\text{OH}^-][\text{H}^+] = 10^{-14} \text{ so } \log [\text{OH}^-] + \log [\text{H}^+] = 14 \text{ (two lines as drawn)}$$

Step 1: The lines for $[\text{H}^+]$ and $[\text{OH}^-]$ have been drawn and labeled in the figure.

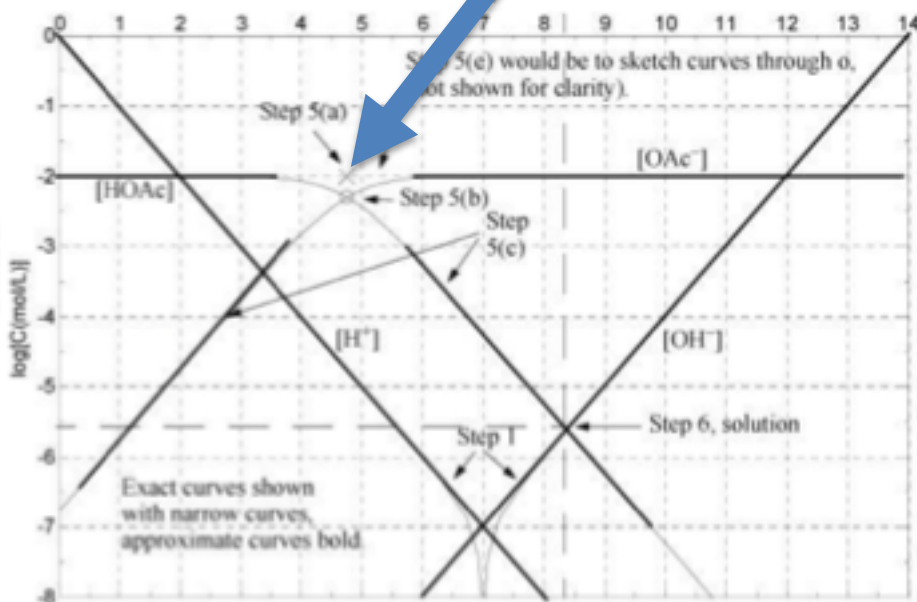
Step 2: $[\text{Na}^+] = [\text{HOAc}] + [\text{OAc}^-] = C_B$ material balance *When one component is small the other is C_B* 18.40

Step 3: $K_{a,A} = [\text{OAc}^-][\text{H}^+]/[\text{HOAc}]$ equilibrium *When $[\text{OAc}^-] = [\text{HOAc}]$ then $K_{a,A} = [\text{H}^+]$* 18.41

$K_{a,w} = [\text{H}^+][\text{OH}^-] = 10^{-14}$ equilibrium 18.42

Step 4: $[\text{H}^+] + [\text{Na}^+] = [\text{OAc}^-] + [\text{OH}^-]$ charge balance 18.43

When $[\text{OAc}^-] = [\text{Na}^+]$ then $[\text{OH}^-] = [\text{HOAc}]$ this gives the pH



$$[\text{HA}] = C_A [\text{H}^+] / ([\text{H}^+] + K_{a,A})$$

$[\text{HOAc}]$ is parallel to $[\text{H}^+]$ when $[\text{H}^+]$ is small

$$[\text{A}^-] = K_{a,A} C_A / ([\text{H}^+] + K_{a,A})$$

$[\text{H}^+] = 10^{-14} / [\text{OH}^-]$ so $[\text{OAc}^-]$ is parallel to $[\text{OH}^-]$ when $[\text{OH}^-]$ is small

Step 5: See the diagram labels denoting steps 5(a) and 5(b). Referring to the procedure above indicates the system point (\mathbf{x}) should be at C_B and $\text{p}K_{a,A}$. On the diagram below, use a straight edge to verify that the lines for step 5(c) extrapolate through the \mathbf{x} from step 5(a). Note that the curves for step 5(e) are not shaded for clarity, but it is obvious that the curves could be easily drawn through \mathbf{o} . Recall that step 5 plots [Eqns. 18.30](#) and [18.31](#) without calculations.

$$\boxed{[\text{HA}] = C_A[\text{H}^+]/([\text{H}^+] + K_{a,A})} \quad \text{useful for undissociated acid} \quad 18.30$$

$$\boxed{[\text{A}^-] = K_{a,A}C_A/([\text{H}^+] + K_{a,A})} \quad \text{useful for conjugate base} \quad 18.31$$

Step 6: Develop the proton condition. This step is very important and can be the most confusing. It is best understood by using equations together with the diagram. Since we have dissolved the salt of a weak acid and strong base, we expect the pH to be above 7. Looking at the diagram in this range, $[\text{OAc}^-] \gg [\text{HOAc}]$ and we will be unable to reliably calculate $[\text{HOAc}] = C_B - [\text{OAc}^-]$ with the material balance because the last two terms are nearly equal. Let us use the material balance to eliminate the large terms $[\text{Na}^+]$ and $[\text{OAc}^-]$ from the charge balance. Note that we can replace $[\text{Na}^+]$ with C_B and $[\text{OAc}^-] = C_B - [\text{HOAc}]$. This causes all the largest terms to drop from the charge balance, giving

$$[\text{H}^+] + [\text{HOAc}] = [\text{OH}^-] \quad \text{proton condition} \quad 18.44$$

[Eqns. 18.40–18.43](#) are now all condensed to using [Eqn. 18.44](#) with the graph, looking for where the proton condition is satisfied. Looking at the lines on the graph where $\text{pH} > 7$, it is obvious that $[\text{HOAc}]$ is almost three orders of magnitude larger than $[\text{H}^+]$ above $\text{pH} = 5$. Thus, the left side of the proton condition becomes $[\text{HOAc}] + [\text{H}^+] = [\text{HOAc}] + \dots$ where \dots denotes a very small number. The proton condition becomes $[\text{HOAc}] + \dots = [\text{OH}^-]$, and the solution is given for practical purposes by the intersection of the $[\text{HOAc}]$ curve with the $[\text{OH}^-]$ curve as shown in the diagram. The approximate concentrations are

$$\text{pH} = 8.4, \text{pOH} = 14 - 8.4 = 5.6, [\text{HOAc}] = 10^{-5.6}, [\text{Na}^+] = [\text{OAc}^-] = 10^{-2}$$

Step 7: The proton condition is in terms of [Eqns. 18.27](#) and [18.30](#), and avoiding taking differences, $[\text{OH}^-] = 10^{-14}/[\text{H}^+] = [\text{H}^+] + [\text{HOAc}] = [\text{H}^+] + C_A[\text{H}^+] / ([\text{H}^+] + K_{a,A})$

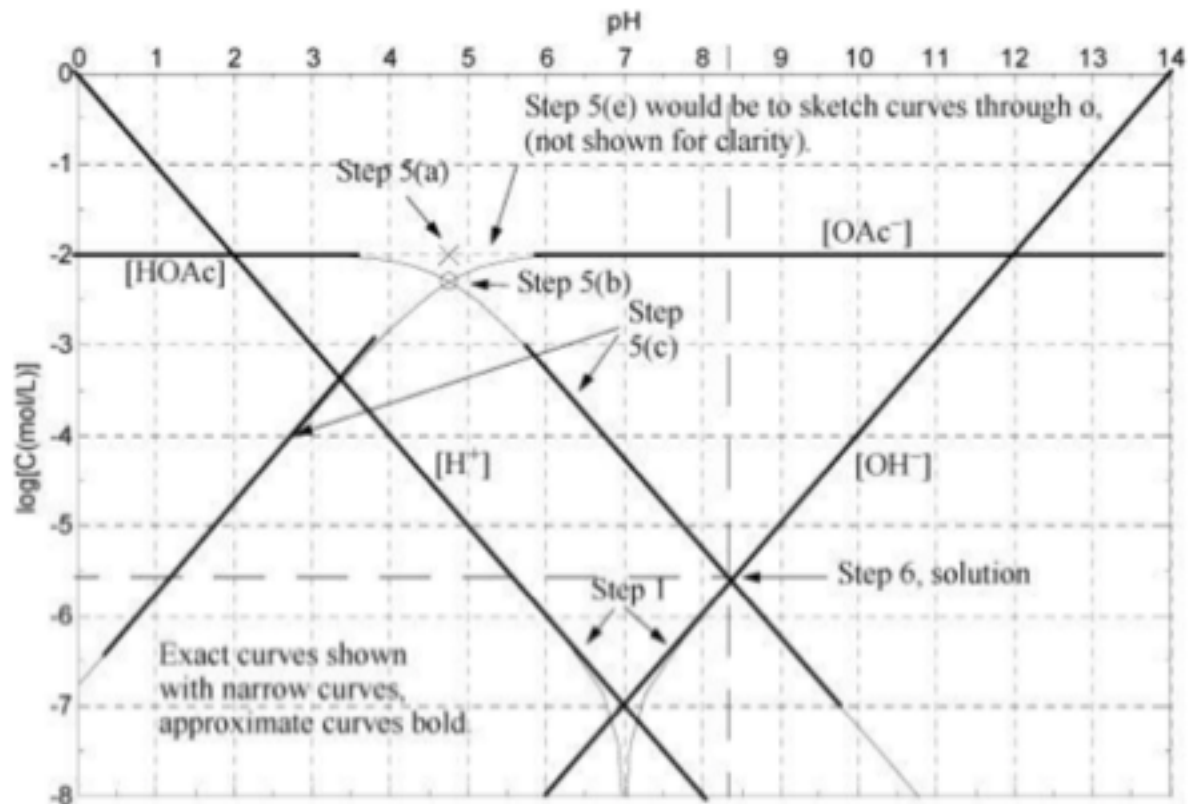
Rearranging for successive substitution on $[\text{H}^+]$, and inserting the initial guess of $\text{pH} = 8.4$, iterate on the highest power of $[\text{H}^+]$,

$$[\text{H}^+]^2 = 10^{-14} / (1 + C_A / ([\text{H}^+] + K_{a,A})) = 10^{-8.4} + (10^{-2} \times 10^{-8.4}) / (10^{-8.4} + 10^{-4.76})$$

$$[\text{H}^+] = \sqrt{10^{-14} / (1 + C_A / ([\text{H}^+] + K_{a,A}))} = \sqrt{10^{-14} / (1 + 10^{-2} / (10^{-8.4} + 10^{-4.76}))}$$

$$= 4.165\text{E-}9$$

$\text{pH} = 8.38$. Plugging this back in results in no further changes. Recall that if successive substitution results in divergence rather than convergence, that the equation needs to be rearranged. See [Appendix A, Section A.4](#).



Polyprotic Acids and Bases

The phosphoric system (H_3PO_4 , H_2PO_4^- , HPO_4^{2-} , PO_4^{3-}) and the CO_2 (CO_2 , HCO_3^- , CO_3^{2-}) systems are important for both biology and environmental applications. Succinic acid, a dicarboxylic acid produced by fermentation, is expected to become more widely produced via fermentation in future years, typically as a salt. Amino acids, the building blocks for proteins, combine a basic amine and a carboxylic acid on the same molecule. Let us begin by considering the nonvolatile phosphate system.

$$\frac{[\text{H}_2\text{PO}_4^-]}{[\text{H}_3\text{PO}_4]} = \frac{K_{a1}}{[\text{H}^+]} \quad 18.45$$

$$\frac{[\text{HPO}_4^{2-}]}{[\text{H}_2\text{PO}_4^-]} = \frac{K_{a2}}{[\text{H}^+]} \quad \text{or} \quad \frac{[\text{HPO}_4^{2-}]}{[\text{H}_3\text{PO}_4]} = \frac{K_{a1}K_{a2}}{[\text{H}^+]^2} \quad 18.46$$

$$\frac{[\text{PO}_4^{3-}]}{[\text{HPO}_4^{2-}]} = \frac{K_{a3}}{[\text{H}^+]} \quad \text{or} \quad \frac{[\text{PO}_4^{3-}]}{[\text{H}_3\text{PO}_4]} = \frac{K_{a1}K_{a2}K_{a3}}{[\text{H}^+]^3} \quad 18.47$$

$$C = [\text{H}_3\text{PO}_4] + [\text{H}_2\text{PO}_4^-] + [\text{HPO}_4^{2-}] + [\text{PO}_4^{3-}] \quad 18.48$$

$$\alpha_3 = \frac{[\text{H}_3\text{PO}_4]}{C}, \alpha_2 = \frac{[\text{H}_2\text{PO}_4^-]}{C}, \alpha_1 = \frac{[\text{HPO}_4^{2-}]}{C}, \alpha_0 = \frac{[\text{PO}_4^{3-}]}{C} \quad 18.49$$

$$\frac{1}{\alpha_3} = \frac{C}{[\text{H}_3\text{PO}_4]} = 1 + \frac{[\text{H}_2\text{PO}_4^-]}{[\text{H}_3\text{PO}_4]} + \frac{[\text{HPO}_4^{2-}]}{[\text{H}_3\text{PO}_4]} + \frac{[\text{PO}_4^{3-}]}{[\text{H}_3\text{PO}_4]} = 1 + \frac{K_{a1}}{[\text{H}^+]} + \frac{K_{a1}K_{a2}}{[\text{H}^+]^2} + \frac{K_{a1}K_{a2}K_{a3}}{[\text{H}^+]^3} \quad 18.50$$

$$\alpha_3 = \frac{[\text{H}_3\text{PO}_4]}{C} = \frac{[\text{H}^+]^3}{[\text{H}^+]^3 + K_{a1}[\text{H}^+]^2 + K_{a1}K_{a2}[\text{H}^+] + K_{a1}K_{a2}K_{a3}} \quad 18.51$$

$$\alpha_2 = \frac{[\text{H}_2\text{PO}_4^-]}{C} = \frac{[\text{H}_3\text{PO}_4][\text{H}_2\text{PO}_4^-]}{C[\text{H}_3\text{PO}_4]} = \alpha_3 \frac{K_{a1}}{[\text{H}^+]}$$

$$\alpha_2 = \frac{[\text{H}_2\text{PO}_4^-]}{C} = \frac{K_{a1}[\text{H}^+]^2}{[\text{H}^+]^3 + K_{a1}[\text{H}^+]^2 + K_{a1}K_{a2}[\text{H}^+] + K_{a1}K_{a2}K_{a3}} \quad 18.52$$

$$\alpha_1 = \frac{[\text{HPO}_4^{2-}]}{C} = \frac{K_{a1}K_{a2}[\text{H}^+]}{[\text{H}^+]^3 + K_{a1}[\text{H}^+]^2 + K_{a1}K_{a2}[\text{H}^+] + K_{a1}K_{a2}K_{a3}} \quad 18.53$$

$$\alpha_0 = \frac{[\text{PO}_4^{3-}]}{C} = \frac{K_{a1}K_{a2}K_{a3}}{[\text{H}^+]^3 + K_{a1}[\text{H}^+]^2 + K_{a1}K_{a2}[\text{H}^+] + K_{a1}K_{a2}K_{a3}} \quad 18.54$$

Table 18.2. Reference Table for Relative Acid and Base Strengths at 25°C Based on $pK_{a,\text{water}} = -13.995$. $pK_b = 13.995 - pK_a$

Species	Acid	$pK_{a,A}$	Base	$pK_{a,B}$
Perchloric acid	HClO_4	~ -7	ClO_4^-	~ 21
Hydrogen chloride	HCl	~ -3	Cl^-	~ 17
Sulfuric acid	H_2SO_4	~ -3	HSO_4^-	~ 17
Nitric acid	HNO_3	-1	NO_3^-	~ 15
Hydronium ion	H_3O^+	0	H_2O	13.995
Sulfurous acid	H_2SO_3	1.857	HSO_3^-	12.138
Bisulfate	HSO_4^-	1.987	SO_4^{2-}	12.008
Phosphoric acid	H_3PO_4	2.148	H_2PO_4^-	11.847
Hydrofluoric acid	HF	3.17	F^-	10.825
Acetic acid	CH_3COOH	4.756	CH_3COO^-	9.239
Total dissolved CO_2^{a}	$\text{CO}_{2(\text{aq})} + \text{H}_2\text{CO}_3$	6.351	HCO_3^-	7.644
Hydrogen sulfide	H_2S	7.02	HS^-	6.98
Dihydrogen phosphate	H_2PO_4^-	7.198	HPO_4^{2-}	6.797
Bisulfite ion	HSO_3^-	7.172	SO_3^{2-}	6.823
Hypochlorous acid	HOCl	7.53	OCl^-	6.47
Hydrogen cyanide	HCN	9.21	CN^-	4.79
Boric acid	H_3BO_4	9.237	B(OH)_4^-	4.758
Ammonium ion	NH_4^+	9.245	NH_3	4.750
Bicarbonate	HCO_3^-	10.329	CO_3^{2-}	3.666
Hydrogen phosphate	HPO_4^{2-}	12.375	PO_4^{3-}	1.620
Water ^b	H_2O	13.995	OH^-	0
Bisulfide	HS^-	~ 14	S^{2-}	~ 0
Ammonia	NH_3	~ 23	NH_2^-	~ -9
Hydroxide ion	OH^-	~ 24	O^{2-}	~ -10

a. By common use. Based on $([\text{CO}_{2(\text{aq})}] + [\text{H}_2\text{CO}_3])K_a = [\text{HCO}_3^-][\text{H}^+]$. $[\text{H}_2\text{CO}_3] \approx 0.002[\text{CO}_{2(\text{aq})}]$ at 298.15 K. Thus, $(1.002[\text{CO}_{2(\text{aq})}])K_a = [\text{HCO}_3^-][\text{H}^+]$ at 298.15 K.

b. If water is acting as a solute rather than a solvent, as it must if the acid strength of H_2O is being compared with that of other very weak acids, then $pK_{a,A} \sim 16$ should be used. See 1990. *J. Chem. Ed.* 67(5):386-388.

The Sillén diagram for the phosphate system is slightly more complicated than a monoprotic system, but can still be quickly drawn by hand. The concentration of each species i can rigorously be calculated at each pH by $\alpha_i C$ where α_i is calculated from [Eqns. 18.51–18.54](#). The exact

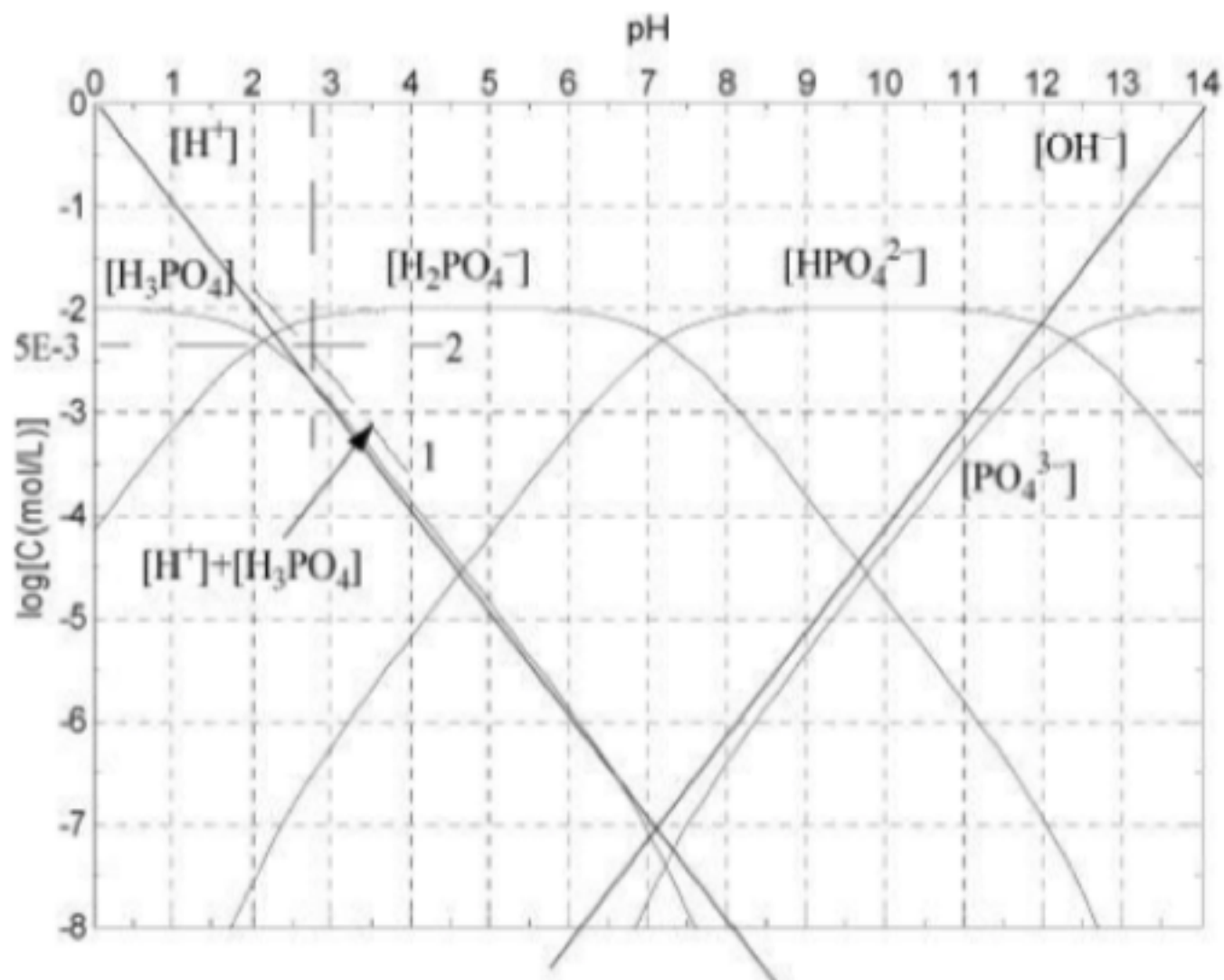


Figure 18.6. Phosphoric system at $C = 10^{-2}$ mol/L discussed in [Example 18.6](#).

Example 18.6. Phosphate salt and strong acid

A solution of NaH_2PO_4 and HCl is prepared such that the total phosphorous concentration is $1\text{E-}2\text{ M}$ and the total Cl concentration is $5\text{E-}3\text{ M}$. Calculate the pH and concentrations of species present.

$$1 \times 10^{-2} \text{ M} = [\text{H}_3\text{PO}_4] + [\text{H}_2\text{PO}_4^-] + [\text{HPO}_4^{2-}] + [\text{PO}_4^{3-}] = [\text{Na}^+] \quad 18.55$$

$$[\text{Cl}^-] = 5 \times 10^{-3} \text{ M} \quad 18.56$$

$$[\text{H}^+] + [\text{Na}^+] = [\text{H}_2\text{PO}_4^-] + 2[\text{HPO}_4^{2-}] + 3[\text{PO}_4^{3-}] + [\text{OH}^-] + [\text{Cl}^-] \text{ charge balance} \quad 18.57$$

Step 6. The proton condition is developed by eliminating $[\text{Na}^+]$ and $[\text{Cl}^-]$ using the material balances since they are both known constants. The material balance for phosphate is also inserted, resulting in

$$[\text{H}^+] + 10^{-2} = 10^{-2} - [\text{H}_3\text{PO}_4] + [\text{HPO}_4^{2-}] + 2[\text{PO}_4^{3-}] + [\text{OH}^-] + 5 \cdot 10^{-3} \quad 18.58$$

which becomes

$$[\text{H}^+] + [\text{H}_3\text{PO}_4] = [\text{HPO}_4^{2-}] + 2[\text{PO}_4^{3-}] + [\text{OH}^-] + 5 \cdot 10^{-3} \text{ proton condition} \quad 18.59$$

Understanding where to find the solution requires some thought and reasoning rather than a direct numerical manipulation. Both terms on the left side of the proton condition are almost equal at $2.5 < \text{pH} < 7$. The values are added on the short dashed line marked "1" (since they are virtually equal in most of the range, the sum is double, or about 0.3 units higher on the \log_{10} scale). Note that $[\text{H}_2\text{PO}_4^-]$ does not appear in the proton condition. On the right-hand side, the term $5\text{E-}3$ dominates at $\text{pH} < 6$. Solutions at high pH are impossible because the decreasing right-hand side is too small to balance the value of $5\text{E-}3$ plus increasing concentrations of the negative phosphate and hydroxide ions in the proton condition. Therefore, the solution must be a low pH where the concentration of negative phosphate and hydroxide ions in the proton condition are small. The solution occurs where $[\text{H}^+] + [\text{H}_3\text{PO}_4] = 5\text{E-}3$ (the line marked "2"), and $\text{pH} = 2.6$. The approximate concentrations from the diagram are $[\text{H}^+] = [\text{H}_3\text{PO}_4] = 2.5\text{E-}3$. [Eqn. 18.45](#) simplifies to $[\text{H}_2\text{PO}_4^-] = K_{a1} = 10^{-2.15}$, $[\text{HPO}_4^{2-}] = 10^{-6.5}$, $[\text{Na}^+] = 1\text{E-}2$, $[\text{Cl}^-] = 5\text{E-}3$.

$$\frac{[\text{H}_2\text{PO}_4^-]}{[\text{H}_3\text{PO}_4]} = \frac{K_{a1}}{[\text{H}^+]} \quad 18.45$$

Step 7. The detailed calculations are often tedious. Inserting [Eqn. 18.51](#) into the proton condition, where the first three terms on the right side are negligible,

$$[\text{H}^+] + \frac{C[\text{H}^+]^3}{[\text{H}^+]^3 + K_{a1}[\text{H}^+]^2 + K_{a1}K_{a2}[\text{H}^+] + K_{a1}K_{a2}K_{a3}} = 5\text{E-}3 + \dots \quad 18.60$$

$$[\text{H}^+] \left(1 + \frac{C[\text{H}^+]^2}{[\text{H}^+]^3 + K_{a1}[\text{H}^+]^2 + K_{a1}K_{a2}[\text{H}^+] + K_{a1}K_{a2}K_{a3}} \right) = \quad 18.61$$

$$[\text{H}^+] \left(1 + \frac{C/[\text{H}^+]}{1 + K_{a1}/[\text{H}^+] + (K_{a1}K_{a2})/[\text{H}^+]^2 + (K_{a1}K_{a2}K_{a3})/[\text{H}^+]^3} \right) = 5\text{E-}3$$

Inserting the initial guess,

$$[\text{H}^+] = (5\text{E-}3) / \left[1 + \frac{C/[\text{H}^+]}{1 + K_{a1}/[\text{H}^+] + (K_{a1}K_{a2})/[\text{H}^+]^2 + (K_{a1}K_{a2}K_{a3})/[\text{H}^+]^3} \right] \quad 18.62$$

$$[\text{H}^+] = (5\text{E-}3) / \left[1 + \frac{10^{-2}/[\text{H}^+]}{1 + 10^{-2.148}/[\text{H}^+] + \dots} \right]$$

$$= (5\text{E-}3) / \left[1 + \frac{10^{-2}/10^{-2.6}}{1 + 10^{-2.148}/10^{-2.6} + \dots} \right] = (5\text{E-}3) / \left[1 + \frac{3.981}{1 + 2.8314 + \dots} \right] \quad 18.63$$

$$(5\text{E-}3) / [2.039] = 2.45\text{E-}3 = 10^{-2.611}$$

Repeating the iteration results in $[\text{H}^+] = 2.44\text{E-}3$, $\text{pH} = 2.613$. Note how close we were with the graphical value of $\text{pH} = 2.6$.

Amino Acids (Zwitterions)

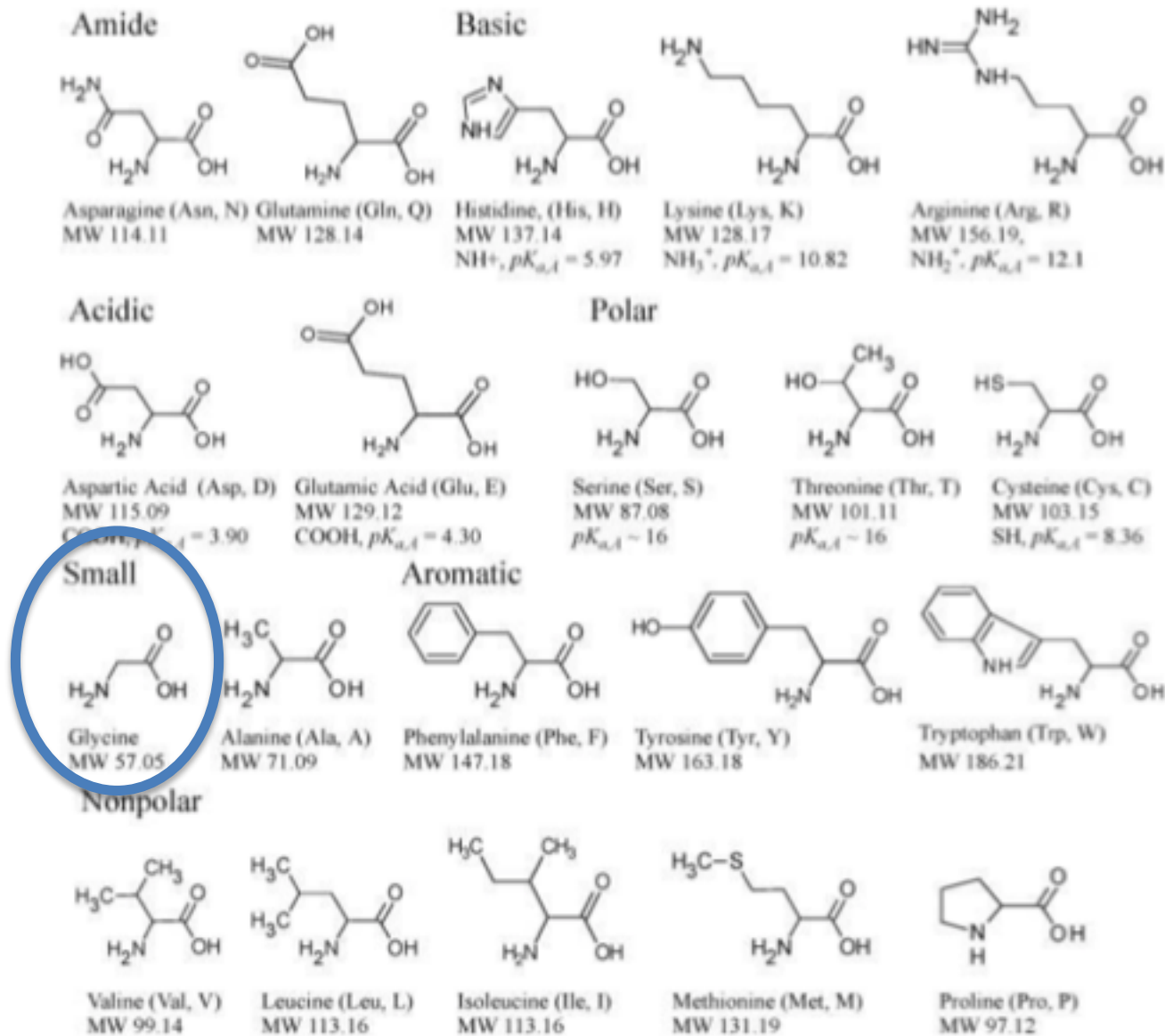


Figure 18.7. Summary of 20 amino acids encoded by the universal genetic code. The amine and carboxylic groups on the bottom of each molecule are where the amino acid is linked into the biomolecule. The acidic and basic side chains are shown uncharged.

Amino Acids (Zwitterions)

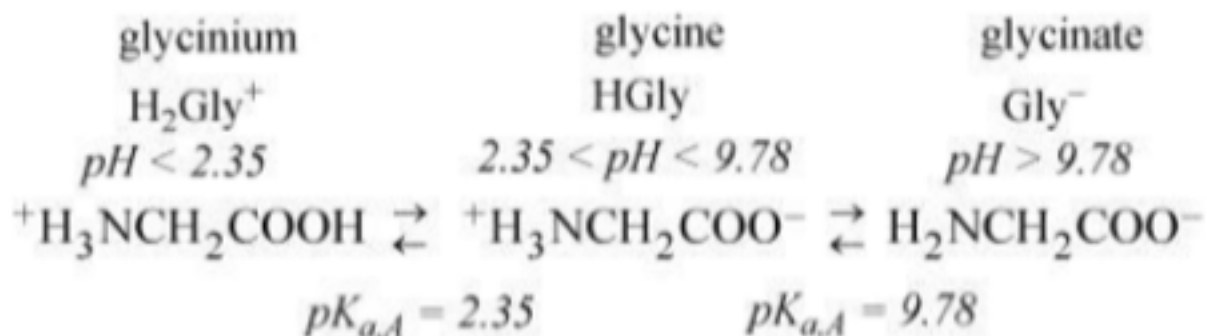


Figure 18.8. Dominant species for glycine at various pH levels. $pK_{a,A} = 2.35$ for the carboxylic acid and $pK_{a,A} = 9.78$ for NH_3^+ . The top line shows the nomenclature and the second line shows abbreviations.

$$K_{a1} = \frac{[\text{H}^+][\text{HGly}]}{[\text{H}_2\text{Gly}^+]} \text{ or } \frac{[\text{HGly}]}{[\text{H}_2\text{Gly}^+]} = \frac{K_{a1}}{[\text{H}^+]} \quad 18.64$$

$$K_{a2} = \frac{[\text{H}^+][\text{Gly}^-]}{[\text{HGly}]} \text{ or } \frac{[\text{Gly}^-]}{[\text{HGly}]} = \frac{K_{a2}}{[\text{H}^+]} \text{ or } \frac{[\text{Gly}^-]}{[\text{H}_2\text{Gly}^+]} = \frac{K_{a1}K_{a2}}{[\text{H}^+]^2} \quad 18.65$$

Example 18.7. Distribution of species in glycine solution

- Calculate the pH of a 0.1 M solution of glycine.
- What is the distribution of species for glycine at a physiological pH of 7.4?

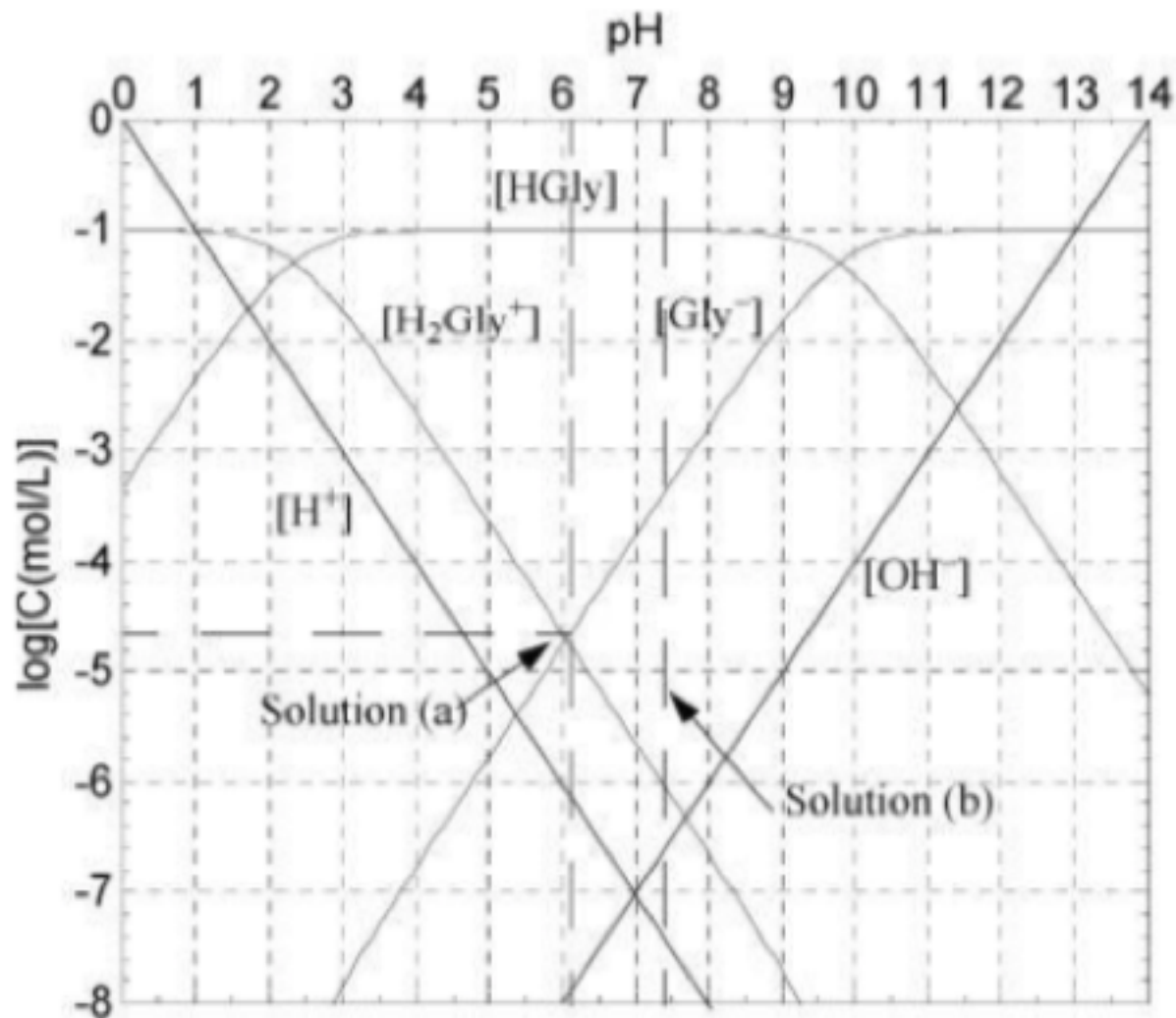


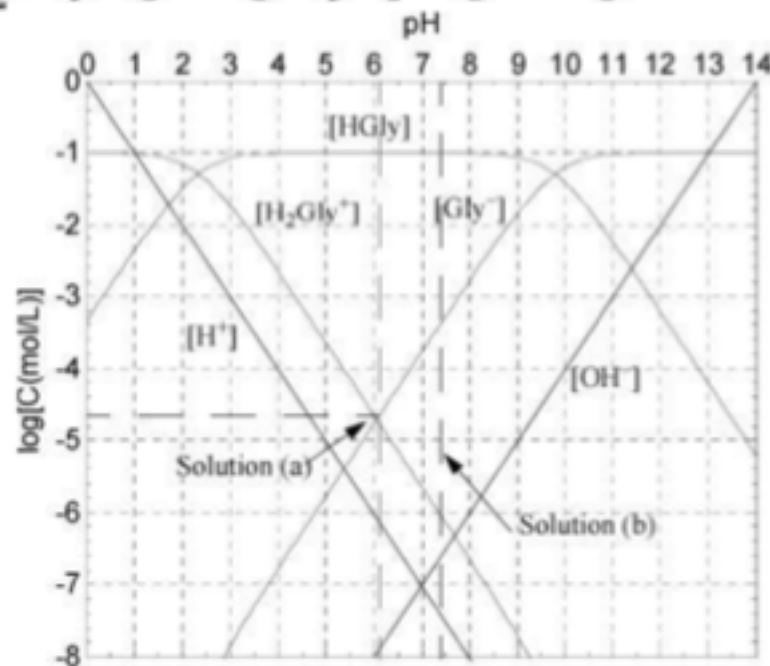
Figure 18.9. Sillén diagram for 0.1 M glycine discussed in [Example 18.7](#).

$$K_{a1} = \frac{[\text{H}^+][\text{HGly}]}{[\text{H}_2\text{Gly}^+]} \text{ or } \frac{[\text{HGly}]}{[\text{H}_2\text{Gly}^+]} = \frac{K_{a1}}{[\text{H}^+]} \quad 18.64$$

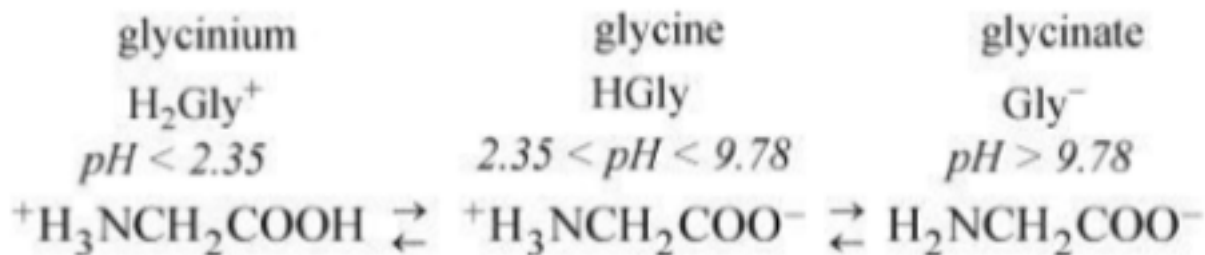
$$K_{a2} = \frac{[\text{H}^+][\text{Gly}^-]}{[\text{HGly}]} \text{ or } \frac{[\text{Gly}^-]}{[\text{HGly}]} = \frac{K_{a2}}{[\text{H}^+]} \text{ or } \frac{[\text{Gly}^-]}{[\text{H}_2\text{Gly}^+]} = \frac{K_{a1}K_{a2}}{[\text{H}^+]^2} \quad 18.65$$

$$C = [\text{H}_2\text{Gly}^+] + [\text{HGly}] + [\text{Gly}^-] = 0.1 \text{ M} \quad 18.66$$

$$[\text{H}^+] + [\text{H}_2\text{Gly}^+] = [\text{Gly}^-] + [\text{OH}^-] \quad 18.67$$



Charge balance (18.67) is reached about where $1.1[\text{H}_2\text{Gly}^+] = [\text{Gly}^-]$, a little above $\text{pH} = 6$



Buffer: a salt and an acid that share a common ion

Acetic Acid and Sodium Acetate

$$[\text{HA}] + [\text{A}^-] = C_A + C_B \text{ and } [\text{Na}^+] = C_B \text{ material balances} \quad 18.69$$

$$K_{a,A} = [\text{H}^+][\text{A}^-]/[\text{HA}] \text{ equilibrium} \quad 18.70$$

$$K_w = [\text{H}^+][\text{OH}^-] = 10^{-14} \text{ equilibrium} \quad 18.71$$

$$[\text{Na}^+] + [\text{H}^+] = [\text{A}^-] + [\text{OH}^-] \text{ charge balance} \quad 18.72$$

$$[\text{A}^-] = C_B + [\text{H}^+] - [\text{OH}^-] \quad 18.73$$

$$[\text{HA}] = C_A - [\text{H}^+] + [\text{OH}^-] \quad 18.74$$

$$[\text{H}^+] = K_{a,A} \frac{C_A - [\text{H}^+] + [\text{OH}^-]}{C_B + [\text{H}^+] - [\text{OH}^-]} \quad 18.75$$

Henderson-Hasselbalch Equation

$$[\text{H}^+] \approx K_{a,A} \frac{C_A}{C_B} \text{ or } \text{pH} \approx \text{p}K_{a,A} - \log \frac{C_A}{C_B} = \text{p}K_{a,A} + \log \frac{C_B}{C_A}$$

Buffer: a salt and an acid that share a common ion

Acetic Acid and Sodium Acetate

$$[\text{HA}] + [\text{A}^-] = C_A + C_B \text{ and } [\text{Na}^+] = C_B \text{ material balances} \quad 18.69$$

$$K_{a,A} = [\text{H}^+][\text{A}^-]/[\text{HA}] \text{ equilibrium} \quad 18.70$$

$$K_w = [\text{H}^+][\text{OH}^-] = 10^{-14} \text{ equilibrium} \quad 18.71$$

$$[\text{Na}^+] + [\text{H}^+] = [\text{A}^-] + [\text{OH}^-] \text{ charge balance} \quad 18.72$$

$$[\text{A}^-] = C_B + [\text{H}^+] - [\text{OH}^-] \quad 18.73$$

$$[\text{HA}] = C_A - [\text{H}^+] + [\text{OH}^-] \quad 18.74$$

$$[\text{H}^+] = K_{a,A} \frac{C_A - [\text{H}^+] + [\text{OH}^-]}{C_B + [\text{H}^+] - [\text{OH}^-]} \quad 18.75$$

Better equation:

$$\text{pH} \approx \text{p}K_{a,A} - \log \frac{C_A - [\text{H}^+]}{C_B + [\text{H}^+]} \text{ (acidic } \text{p}K_{a,A}) \text{ or } \text{pH} \approx \text{p}K_{a,A} - \log \frac{C_A + [\text{OH}^-]}{C_B - [\text{OH}^-]} \text{ (basic } \text{p}K_{a,A}) \quad 18.77$$

Isoelectric Point

For a zwitterion like an amino acid amines protonate at neutral pH and carboxylic acids are deprotonated. When there is no net charge the $pH = pI$ is the isoelectric point. Solubility is at a minimum at the isoelectric point.

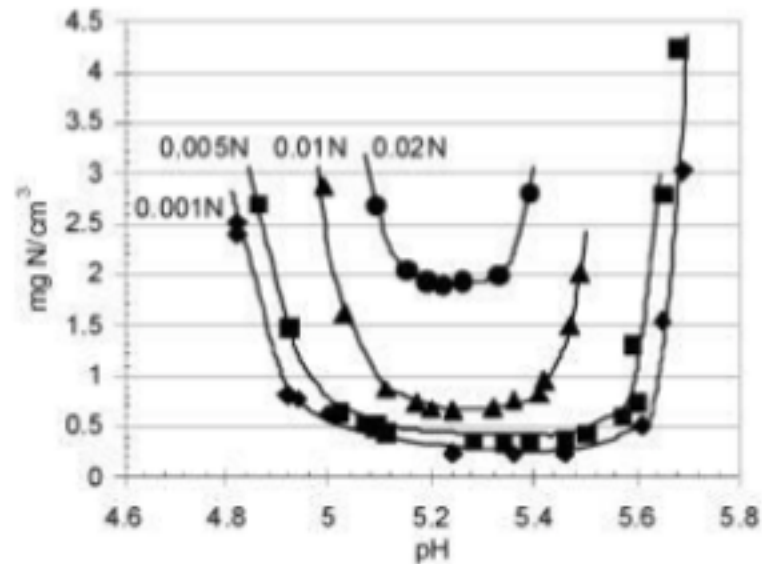


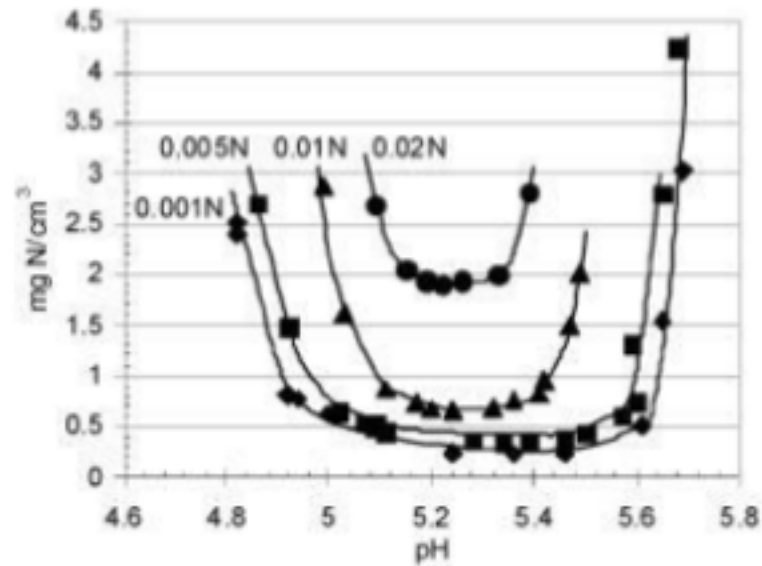
Figure 18.10. Salting in and illustration of minimum solubility at the isoelectric point for milk protein β -lactoglobulin as a function of pH and ionic strength. Gronwall, A., 1942. C.R. Trav. Lab. Carlsberg, Ser. Chim. 24:185-200.

Ionic Strength (salt concentration)

For low ionic strength, as ionic strength increases, solubility increases (salting in).

For high ionic strength, as ionic strength increases, solubility decreases (salting out).

Maximum solubility at intermediate salt concentrations.



Salting in

Figure 18.10. Salting in and illustration of minimum solubility at the isoelectric point for milk protein β -lactoglobulin as a function of pH and ionic strength. Gronwall, A., 1942. C.R. Trav. Lab. Carlsberg, Ser. Chim. 24:185-200.

Donnan Equilibria

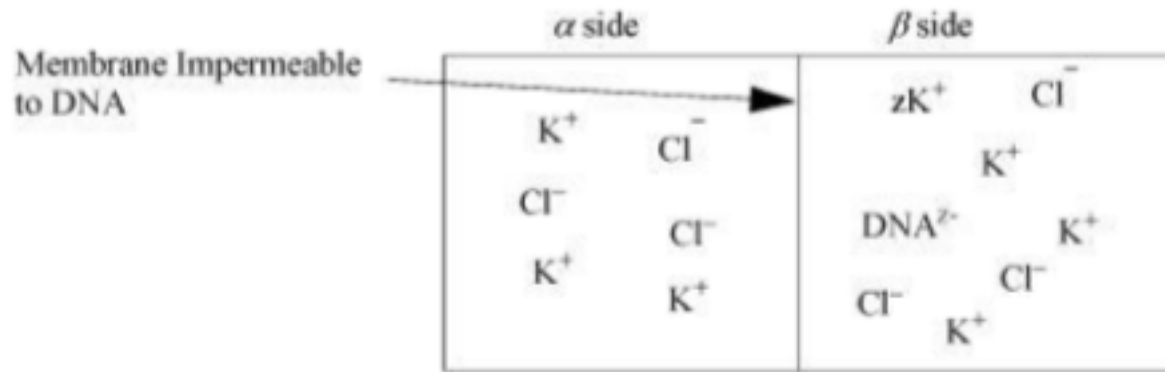


Figure 18.11. Illustration of Donnan Equilibria for DNA. DNA cannot cross the membrane. A larger concentration of ions will exist on the β side, creating higher pressure on the β side due to osmotic pressure.

$$(a_{K^+} a_{Cl^-})_{\alpha} = (a_{K^+} a_{Cl^-})_{\beta} \quad 18.78$$

$$[K^+]_{\alpha} = [Cl^-]_{\alpha} \quad \text{and} \quad [K^+]_{\beta} = z[DNA^{z-}]_{\beta} + [Cl^-]_{\beta} \quad 18.79$$

$$[K^+]_{\alpha} = [K^+]_{\beta} \left(1 - \frac{z[DNA^{z-}]_{\beta}}{[K^+]_{\beta}} \right)^{1/2} \quad 18.80$$

$$[Cl^-]_{\alpha} = [Cl^-]_{\beta} \left(1 + \frac{z[DNA^{z-}]_{\beta}}{[Cl^-]_{\beta}} \right)^{1/2} \quad 18.81$$

Solubility

Solubility and vapor pressure rely on equilibria with the un-ionized species. So solubility depends on pH. *Remember, the activity of a solid is 1.*

Example 18.8. Dissociation and solubility of fluconazole

In [Example 18.4](#) the dissociation of fluconazole (fluc) was considered. The solubility can be modeled using (on the molality scale)

$$K_{SLE} = a_{\text{fluc}(aq)} \quad \text{and} \quad \ln(K_{SLE}) = 8.474 - 3721.9/T \quad 18.82$$

Determine the solubility of fluconazole at pH 7 and pH 1.5 and the distribution of species in solution at 298.15K. Assume ideal solutions.

$$\ln(K_a) = -1.28 - 8000/T$$

$K_{SLE} = 0.0180$ at 298K; pH 1.5 $[\text{H}^+] = 0.0316$;
pH 7 $[\text{H}^+] = 1\text{e-}7$; $K_a = 6.18 \text{ e-}13$; $\text{p}K_a = 1.8$ so
protonated below pH 1.8 and undissociated
above pH 7

From slide 18 example 18.4

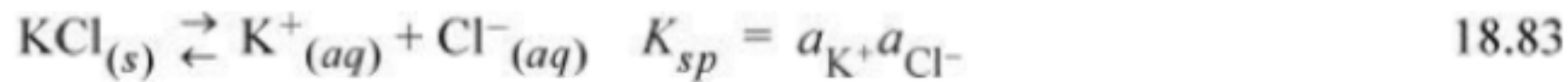
$$[\text{fluc}^+]/[\text{fluc}] = 0, \text{ and at pH 1.5, } [\text{fluc}^+]/[\text{fluc}] = 9.9/5.1 = 1.94.$$

At 298.15 K, $K_{SLE} = 0.018$. Using the ideal solution approximation, $[\text{fluc}] = 0.018 \text{ m}$, independent of pH. At pH 7, virtually no $[\text{fluc}^+]$ is present and thus the solubility is 0.018 mol/L, or using the molecular weight, $0.018 \text{ mol/L}(306.27 \text{ g/mol}) = 5.5 \text{ g/L}$.

At pH 1.5, the $[\text{fluc}] = 0.018 \text{ m}$ and $[\text{fluc}^+] = 1.94[\text{fluc}]$, thus the total solubility is $2.94(0.018) = 0.0529 \text{ mol/L}$, or $0.0529(306.27) = 16.2 \text{ g/L}$. The pH makes a large difference in the solubility!

Common ion effect

Add NaCl to a KCl saturated solution causes precipitation



Redox Reactions OILRIG

Lose or gain electrons

Electrochemical Cell (discharge)

Anode: $\text{LiC}_6 \rightleftharpoons \text{C}_6 + \text{Li}^+ + e^-$ Oxidation (OIL)

Cathode: $\text{CoO}_2 + \text{Li}^+ + e^- \rightleftharpoons \text{LiCoO}_2$ Reduction (RIG)

3.9 Volts

Reference voltage is platinum electrode: $\text{H}_2(\text{g})$ electrode at $\text{pH} = 0$; 298K; 1 bar

$2\text{H}^+ + 2e^- \rightleftharpoons \text{H}_2(\text{g})$ Reduction of H^+ Potential set to 0 as reference

$$\Delta G^\circ = -n_e F E^\circ = -RT \ln K_a$$

18.84

Faraday's constant 96,485 J/V, and $E^\circ = E^\circ_{red} - E^\circ_{ox}$

$$\Delta G^\circ = -n_e F E^\circ_{red} + n_e F E^\circ_{ox}$$

Standard Reduction Potentials at 25°C	
Half Reaction	E° (V)
$F_2 + 2e^- \rightarrow 2F^-$	+2.87
$PbO_2 + 4H^+ + SO_4^{2-} + 2e^- \rightarrow PbSO_4 + 2H_2O$	+1.70
$MnO_4^- + 8H^+ + 5e^- \rightarrow Mn^{2+} + 4H_2O$	+1.51
$Au^{3+} + 3e^- \rightarrow Au$	+1.50
$Cl_2 + 2e^- \rightarrow 2Cl^-$	+1.36
$Cr_2O_7^{2-} + 14H^+ + 6e^- \rightarrow 2Cr^{3+} + 7H_2O$	+1.33
$O_2 + 4H^+ + 4e^- \rightarrow 2H_2O$	+1.23
$Br_2 + 2e^- \rightarrow 2Br^-$	+1.07
$NO_3^- + 4H^+ + 3e^- \rightarrow NO + 2H_2O$	+0.96
$2Hg^{2+} + 2e^- \rightarrow Hg_2^{2+}$	+0.92
$Hg^{2+} + 2e^- \rightarrow Hg$	+0.85
$Ag^+ + e^- \rightarrow Ag$	+0.80
$Fe^{3+} + e^- \rightarrow Fe^{2+}$	+0.77
$I_2 + 2e^- \rightarrow 2I^-$	+0.53
$Cu^+ + e^- \rightarrow Cu$	+0.52
$O_2 + 2H_2O + 4e^- \rightarrow 4OH^-$	+0.40
$Cu^{2+} + 2e^- \rightarrow Cu$	+0.34
$Sn^{4+} + 2e^- \rightarrow Sn^{2+}$	+0.13
$2H^+ + 2e^- \rightarrow H_2$	0.00
$Pb^{2+} + 2e^- \rightarrow Pb$	-0.13
$Sn^{2+} + 2e^- \rightarrow Sn$	-0.14
$Ni^{2+} + 2e^- \rightarrow Ni$	-0.25
$Co^{2+} + 2e^- \rightarrow Co$	-0.28
$PbSO_4 + 2e^- \rightarrow Pb + SO_4^{2-}$	-0.31
$Cd^{2+} + 2e^- \rightarrow Cd$	-0.40
$Fe^{2+} + 2e^- \rightarrow Fe$	-0.44
$Cr^{3+} + 3e^- \rightarrow Cr$	-0.74
$Zn^{2+} + 2e^- \rightarrow Zn$	-0.76
$2H_2O + 2e^- \rightarrow H_2 + 2OH^-$	-0.83
$Mn^{2+} + 2e^- \rightarrow Mn$	-1.18
$Al^{3+} + 3e^- \rightarrow Al$	-1.66
$Be^{2+} + 2e^- \rightarrow Be$	-1.70
$Mg^{2+} + 2e^- \rightarrow Mg$	-2.37
$Na^+ + e^- \rightarrow Na$	-2.71
$Ca^{2+} + 2e^- \rightarrow Ca$	-2.87
$Sr^{2+} + 2e^- \rightarrow Sr$	-2.89
$Ba^{2+} + 2e^- \rightarrow Ba$	-2.90
$Rb^+ + e^- \rightarrow Rb$	-2.92
$K^+ + e^- \rightarrow K$	-2.92
$Cs^+ + e^- \rightarrow Cs$	-2.92
$Li^+ + e^- \rightarrow Li$	-3.05

Redox Reactions OILRIG

$$\Delta G^\circ = -n_e F E^\circ = -RT \ln K_a$$

18.84

$$\Delta G^\circ = -n_e F E^\circ_{\text{red}} + n_e F E^\circ_{\text{ox}}$$

$$\Delta G = \Delta G^\circ + RT \ln \prod a_i^{v_i} \quad \text{or} \quad n_e F E = n_e F E^\circ - RT \ln \prod a_i^{v_i} \quad 18.85$$

$$E = E^\circ - \frac{RT}{n_e F} \ln \prod a_i^{v_i} = E^\circ - \frac{0.05916}{n_e} \log \prod a_i^{v_i} \quad \text{Nernst equation} \quad 18.86$$

Example 18.9. Alkaline dry-cell battery


Consumer portable electronics are commonly powered by ‘alkaline’ dry-cell batteries. These cells use an alkaline paste instead of an aqueous solution. The moisture content is low to minimize leakage, and the alkaline solution is used instead of acid because the degradation of the electrodes is slower in alkali compared to acid. The relevant species are $Zn_{(s)}$, $ZnO_{(s)}$, $\gamma\text{-MnO}_{2(s)}$, and $\alpha\text{-MnOOH}_{(s)}$. A new battery has $Zn_{(s)}$ and $\gamma\text{-MnO}_{2(s)}$ electrodes.

a. Determine the balanced reactions for H^+ and then transform them to use OH^- . Then provide the balanced overall reaction. (b) Determine the voltage generated by the cell when $[OH^-] = 1\text{ m}$ and $[OH^-] = 1.1\text{ m}$, and the Gibbs energy of reaction.

a. For Mn, the half-cell reduction reaction is found to be $\gamma\text{-MnO}_{2(s)} + H^+ + e^- \rightleftharpoons \alpha\text{-MnOOH}_{(s)}$, through the following procedure. Start with the Mn species (MnO_2 and



$MnOOH$) on each side of the reaction (more reduced on the right). The reduction requires one electron to go from +4 to +3, so one electron is added to the left. At this point, the O is already balanced, and one H^+ is added to the left to balance hydrogen. The total charge is 0 on each side of the reaction. To convert to the base form, we add $H_2O \rightleftharpoons H^+ + OH^-$, giving $\gamma\text{-MnO}_{2(s)} + H_2O + e^- \rightleftharpoons \alpha\text{-MnOOH}_{(s)} + OH^-$ and the total charge is -1 on each side of the reaction.



For the other electrode, the half-cell reduction reaction is found to be $ZnO_{(s)} + 2H^+ + 2e^- \rightleftharpoons Zn_{(s)} + H_2O$ through the following procedure. After writing the Zn species on each side (more reduced on the right), we note that the reaction requires two electrons and add them to the left, water is added on the right side to balance oxygen, then $2H^+$ are added to the left side to balance H. The total charge is 0 on each side. To convert to the base form, we add $2H_2O \rightleftharpoons 2H^+ + 2OH^-$, giving $ZnO_{(s)} + H_2O + 2e^- \rightleftharpoons Zn_{(s)} + 2OH^-$.

For the overall reaction, to balance electrons, two Mn must be reduced for each Zn oxidized. Combining, $Zn_{(s)} + 2\gamma\text{-MnO}_{2(s)} + H_2O \rightleftharpoons ZnO_{(s)} + 2\alpha\text{-MnOOH}_{(s)}$.

Reaction ^a	E° (volts)	dE°/dT (mV/K)
Copper		
$\text{Cu}^+ + \text{e}^- \rightleftharpoons \text{Cu}_{(s)}$	0.518	-0.754
$\text{Cu}^{2+} + 2\text{e}^- \rightleftharpoons \text{Cu}_{(s)}$	0.339	0.011
$\text{Cu}^{2+} + \text{e}^- \rightleftharpoons \text{Cu}^+$	0.161	0.776
$\text{Cu}(\text{OH})_{2(s)} + 2\text{e}^- \rightleftharpoons \text{Cu}_{(s)} + 2\text{OH}^-$	-0.222	
Hydrogen		
$2\text{H}^+ + 2\text{e}^- \rightleftharpoons \text{H}_{2(g)}$	0.000	0
$\text{H}_2\text{O} + \text{e}^- \rightleftharpoons \frac{1}{2}\text{H}_{2(g)} + \text{OH}^-$	-0.8280	-0.8360
Iron		
$\text{FeO}_4^{2-} + 3\text{H}_2\text{O} + 3\text{e}^- \rightleftharpoons \text{FeOOH}_{(s)} + 5\text{OH}^-$	0.80	-1.59
$\text{Fe}^{3+} + \text{e}^- \rightleftharpoons \text{Fe}^{2+}$	0.771	1.175
$\text{FeOOH}_{(s)} + 3\text{H}^+ + \text{e}^- \rightleftharpoons \text{Fe}^{2+} + 2\text{H}_2\text{O}$	0.74	-1.05
$\text{Fe}(\text{glutamate})^{3+} + \text{e}^- \rightleftharpoons \text{Fe}(\text{glutamate})^{2+}$	0.240	
$\text{FeOH}^+ + \text{H}^+ + 2\text{e}^- \rightleftharpoons \text{Fe}_{(s)} + \text{H}_2\text{O}$	-0.16	0.07
$\text{Fe}^{2+} + \text{e}^- \rightleftharpoons \text{Fe}_{(s)}$	-0.44	0.07
$\text{FeCO}_{3(s)} + 2\text{e}^- \rightleftharpoons \text{Fe}_{(s)} + \text{CO}_3^{2-}$	-0.756	-1.293
Lead		
$\text{PbO}_{2(s)} + 4\text{H}^+ + 2\text{e}^- \rightleftharpoons \text{Pb}^{2+} + 2\text{H}_2\text{O}$	1.458	-0.253
$3\text{PbO}_{2(s)} + 2\text{H}_2\text{O} + 4\text{e}^- \rightleftharpoons \text{Pb}_3\text{O}_{4(s)} + 4\text{OH}^-$	0.269	-1.136
$\text{Pb}_2\text{O}_4 + \text{H}_2\text{O} + 2\text{e}^- \rightleftharpoons 3\text{PbO}_{(s,red)} + 2\text{OH}^-$	0.224	-1.211
$\text{Pb}_2\text{O}_4 + \text{H}_2\text{O} + 2\text{e}^- \rightleftharpoons 3\text{PbO}_{(s,yellow)} + 2\text{OH}^-$	0.207	-1.177
$\text{Pb}^{2+} + 2\text{e}^- \rightleftharpoons \text{Pb}_{(s)}$	-0.126	-0.395
Manganese		
$\text{MnO}_4^- + 4\text{H}^+ + 3\text{e}^- \rightleftharpoons \beta\text{-MnO}_{2(s)} + 2\text{H}_2\text{O}$	1.692	-0.671
$\text{Mn}^{3+} + \text{e}^- \rightleftharpoons \text{Mn}^{2+}$	1.56	1.8
$\text{MnO}_4^- + 8\text{H}^+ + 5\text{e}^- \rightleftharpoons \text{Mn}^{2+} + 2\text{H}_2\text{O}$	1.507	-0.646
$\text{Mn}_2\text{O}_3 + 6\text{H}^+ + 2\text{e}^- \rightleftharpoons 2\text{Mn}^{2+} + 3\text{H}_2\text{O}$	1.485	-0.926
$\beta\text{-MnO}_{2(s)} + 4\text{H}^+ + 2\text{e}^- \rightleftharpoons \text{Mn}^{2+} + 2\text{H}_2\text{O}$	1.23	-0.609
$\text{MnO}_4^- + \text{e}^- \rightleftharpoons \text{MnO}_4^{2-}$	0.56	-2.05
$\gamma\text{-MnO}_{2(s)} + \text{H}_2\text{O} + \text{e}^- \rightleftharpoons \alpha\text{-MnOOH}_{(s)} + \text{OH}^-$	0.30	
$3\text{Mn}_2\text{O}_3 + \text{H}_2\text{O} + 2\text{e}^- \rightleftharpoons 2\text{Mn}_3\text{O}_4 + 2\text{OH}^-$	0.002	-1.256
$\text{Mn}_2\text{O}_4 + 4\text{H}_2\text{O} + 2\text{e}^- \rightleftharpoons 3\text{Mn}(\text{OH})_{2(s)} + 2\text{OH}^-$	-0.352	-1.61
$\text{Mn}^{2+} + 2\text{e}^- \rightleftharpoons \text{Mn}_{(s)}$	-1.182	-1.129
$\text{Mn}(\text{OH})_{2(s)} + 2\text{e}^- \rightleftharpoons \text{Mn}_{(s)}$	-1.565	-1.10

Reaction ^a	E° (volts)	dE°/dT (mV/K)
Oxygen		
$\text{O}_{2(g)} + 2\text{H}^+ + 2\text{e}^- \rightleftharpoons \text{O}_{2(aq)} + \text{H}_2\text{O}$	2.075	-0.489
$\text{H}_2\text{O}_{2(g)} + 2\text{H}^+ + 2\text{e}^- \rightleftharpoons 2\text{H}_2\text{O}$	1.763	-0.698
$\frac{1}{2}\text{O}_{2(g)} + 2\text{H}^+ + 2\text{e}^- \rightleftharpoons \text{H}_2\text{O}$	1.2291	-0.8456
$\text{O}_{2(g)} + 2\text{H}^+ + 2\text{e}^- \rightleftharpoons \text{H}_2\text{O}_2$	0.695	-0.993
Ruthenium		
$\text{RuO}_{4(s)} + \text{H}_2\text{O} \rightleftharpoons \text{H}_2\text{RuO}_5 \quad \log[\text{H}_2\text{RuO}_5] = -0.88$		
$\text{RuO}_4^{2-} + 4\text{H}^+ + 2\text{e}^- \rightleftharpoons \text{RuO}_{2(s)} + 2\text{H}_2\text{O}$	2.005	
$\text{RuO}_4^- + 4\text{H}^+ + 3\text{e}^- \rightleftharpoons \text{RuO}_{2(s)} + 2\text{H}_2\text{O}$	1.533	
$\text{H}_2\text{RuO}_5 + 4\text{H}^+ + 4\text{e}^- \rightleftharpoons \text{RuO}_{2(s)} + 3\text{H}_2\text{O}$	1.40	
$\text{RuO}_{4(s)} + 4\text{H}^+ + 4\text{e}^- \rightleftharpoons \text{RuO}_{2(s)} + 2\text{H}_2\text{O}$	1.387	
$\text{H}_2\text{RuO}_5 + \text{e}^- \rightleftharpoons \text{RuO}_4^- + \text{H}_2\text{O}$	1.001	
$\text{RuO}_4^- + \text{e}^- \rightleftharpoons \text{RuO}_4^{2-}$	0.589	
Zinc		
$\text{ZnOH}^+ + \text{H}^+ + 2\text{e}^- \rightleftharpoons \text{Zn}_{(s)} + \text{H}_2\text{O}$	-0.497	0.03
$\text{Zn}^{2+} + 2\text{e}^- \rightleftharpoons \text{Zn}_{(s)}$	-0.762	0.119
$\text{Zn}(\text{OH})_3^- + 2\text{e}^- \rightleftharpoons \text{Zn}_{(s)} + 3\text{OH}^-$	-1.183	
$\text{Zn}(\text{OH})_4^{2-} + 2\text{e}^- \rightleftharpoons \text{Zn}_{(s)} + 4\text{OH}^-$	-1.199	
$\text{Zn}(\text{OH})_{2(s)} + 2\text{e}^- \rightleftharpoons \text{Zn}_{(s)} + 2\text{OH}^-$	-1.249	
$\text{ZnO}_{(s)} + \text{H}_2\text{O} + 2\text{e}^- \rightleftharpoons \text{Zn}_{(s)} + 2\text{OH}^-$	-1.260	

^a Most values from Harris, D.C. 2007. *Quantitative Chemical Analysis*, 7th ed., New York NY: W.H. Freeman. A good source for more values is Bratsch, S.G. 1989. *J. Chem. Ref. Data* 18:1, available at www.nist.gov/data/PDFfiles/jpcrd355.pdf (Oct 2011), and Bard, A.J., Parsons, R., Jordan, J. 1985. *Standard Potentials in Aqueous Solution*, New York: Marcel Dekker.

E.8 BIOCHEMICAL DATA

Standard state for soluble species is an ideal solution at 1 M except for water, which is relative to the Lewis-Randall standard state. The data are for the untransformed Gibbs energies and enthalpies.

Name ^a	$\Delta G_f^\circ, 298.15$ (kJ/mol)	$\Delta H_f^\circ, 298.15$ (kJ/mol)	z_i	N_{H}	N_{Mg}
NADox	0	0	-1	26	0
NADred	22.65	-31.94	-2	27	0
ATP ⁴⁻	-2768.1	-3619.21	-4	12	0
ATP ³⁻	-2811.48	-3612.91	-3	13	0
ATP ²⁻	-2838.18	-3627.91	-2	14	0
MgATP ²⁻	-3258.68	-4063.31	-2	12	1
MgHATP ¹⁻	-3287.5	-4063.01	-1	13	1
Mg ₂ ATP	-3729.33	-4519.51	0	12	2

b. The voltage is found by taking the difference in reduction potentials found in [Appendix E](#). The standard potential is found by the differences in *reduction* potentials, $E^\circ = 0.3 - (-1.26) = 1.56$ V. The potential under operating conditions is given by

$$E = E^\circ - \frac{0.05916}{2} \log \frac{a_{\text{ZnO}} a_{\text{MnOOH}}}{a_{\text{Zn}} a_{\text{MnO}_2} a_{\text{H}_2\text{O}}}$$

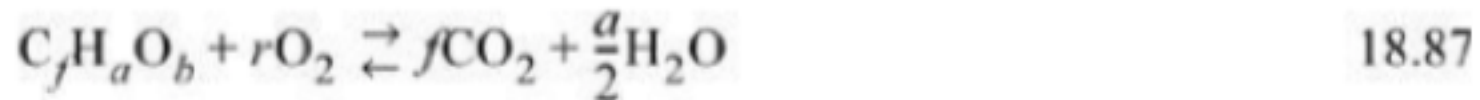
Since all the species except for H_2O are solids, they exist in the pure state as a first approximation. (In actual practice the MnOOH forms a solid solution with MnO_2 , but we ignore the effect here.) The activity of water is near 1 in the paste and $[\text{OH}^-]$ does not appear, and thus it has no effect on the equilibrium voltage. Therefore, the battery should give a constant 1.56 V throughout its life.

Note that we are neglecting transport effects and the solid solution behavior. Thus, the actual voltage drops as the battery dies owing in part to these effects. The Gibbs energy of reaction is $\Delta G = -n_e F E = -2(96485)1.56 = -301$ kJ/mol, a spontaneous reaction when the circuit is closed.

Bioprocess Engineering (Fermentation)

Degree of Reduction

$$\gamma_{\text{red}} = (4f + a - 2b - 3c + 6d + 5e)/f \quad \text{carbon-containing} \quad 18.88$$



Stoichiometry $r = f + a/4 - b/2.$

Oxidation State

O₂ is 0; in products is -2

Moles of electrons transferred to oxygen

$$4r = 4f + a - 2b$$

The degree of reduction multipliers are +4 for C; +1 for H; -2 for O; -3 for N (ammonia); +6 for S (H₂SO₄); +5 for P (phosphoric acid)

Reaction of acetaldehyde C₂H₄O Degree of reduction 2(4)+4(1)+1(-2)=10 or 5 per carbon.

To determine r for O₂, $2r(-2) = -10$ so $r = -2.5$ to yield zero on the left of 18.88

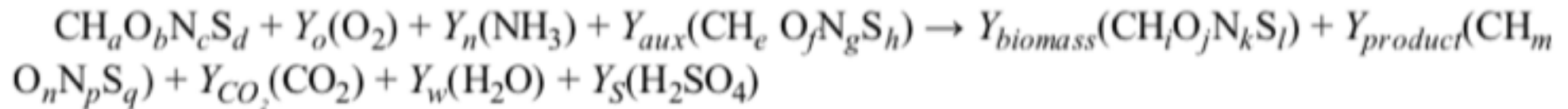
On the right of 18.88, For CO₂, 1(4)+2(-2) = 0 and for H₂O, 2(1)+1(-2) = 0

Two sides balance

An average elemental formula for cell mass is $\text{CH}_{1.8}\text{O}_{0.5}\text{N}_{0.2}$, with a degree of reduction of 4.2 per C-mole, slightly higher than glucose. For compounds not containing carbon, the degree of reduction is expressed per mole of that compound. For the compound $\text{H}_a\text{O}_b\text{N}_c\text{S}_d\text{P}_e$,

$$\gamma_{\text{red}} = (a - 2b - 3c + 6d + 5e) \quad \text{not carbon-containing} \quad 18.89$$

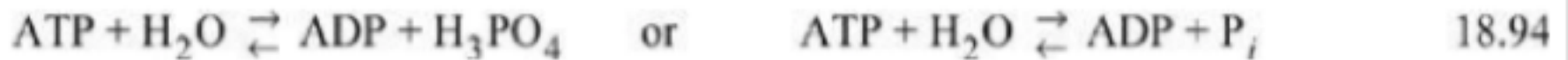
A fermentation can be represented with a pseudo-reaction, balancing inputs and outputs. For example, on the basis of one C-mole of substrate $\text{CH}_a\text{O}_b\text{N}_c\text{S}_d$,



where the Y values on the left are for the nutrients and on the right are for the products and by-products. The number of moles for each species is the value of the corresponding coefficient Y .

Biological Equilibrium Reactions

Reactions occur with a buffer so $[H^+]$ is ignored (indicated by prime)



$$\Delta G' = \Delta G'^{\circ} + RT \ln \prod_i [i]^{v_i} \quad \Delta G'^{\circ} = -RT \ln K_c' \quad 18.93$$

$$K_c' = \frac{[ADP][P_i]}{[ATP]} = \exp\left(\frac{\Delta G'^{\circ}_{f,ADP} + \Delta G'^{\circ}_{f,P_i} - \Delta G'^{\circ}_{f,ATP} - \Delta G'^{\circ}_{f,H_2O}}{RT}\right) \quad 18.95$$

Water is pure so activity is 1

Example 18.10. ATP hydrolysis

a. Calculate the transformed standard state Gibbs energy of reaction and equilibrium constant K_c' for hydrolysis of ATP at $\text{pH}_c = 7$, $\text{pMg} = 3$, 298.15 K, ionic strength, $I = 0.25$ m, where the following data apply.

b. Show whether the reaction is endergonic or exergonic at the above conditions when the apparent concentrations are^a $[\text{ATP}] = 0.00185$ M, $[\text{ADP}] = 0.0014$ M, $[\text{P}_i] = 0.001$ M. If the reaction is exergonic, at what concentration of ADP does it reach equilibrium if the concentration of phosphate and ATP are constant?

a. In the human body, $[\text{ATP}]/[\text{ADP}] \sim 10$. Alberts, B.; Bray, D.; Hopkin, K.; Johnson, A.; Lewis, J.; Raff J.; Roberts, K.; Walter, P. *Essential Cell Biology*, 3rd ed., New York: NY, Garland Science, (2010), pg. 465.

Gibbs energies of formation at $\text{pH}_c = 7$, $\text{pMg} = 3$, 298.15K, $I = 0.25$ mol/kg

	ATP	H ₂ O	ADP	P _i
$\Delta G'^{\circ}_{f,i}$ (kJ/mol)	-2298	-156	-1426	-1060

First, note that the Gibbs energy of water is different from the value in [Appendix E](#) because of the transformation. The transformed standard state Gibbs energy of reaction is $-1426 - 1060 + 2298 + 156 = -32$ kJ/mol. The equilibrium constant will be

$$\exp\left(\frac{-\Delta G'^{\circ}_{f,i}}{RT}\right) = K_c' = \exp\left(\frac{32000}{8.314(298.15)}\right) = 4.04 \times 10^5$$

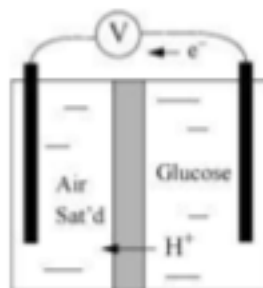
b. The propensity for reaction at the given concentrations is

$$\Delta G'_{f,i} = \Delta G'^{\circ}_{f,i} + RT \ln \frac{[\text{ADP}][\text{P}_i]}{[\text{ATP}]} = -32000 + 8.314(298.15) \ln \frac{(0.0014)(0.001)}{0.00185} = -49.8 \text{ kJ/mol}$$

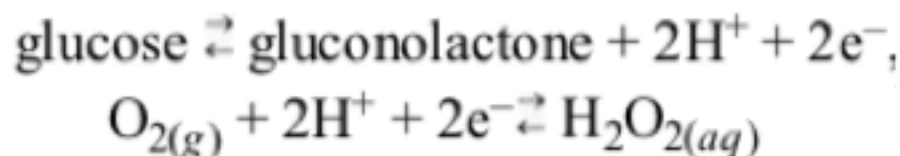
The reaction is even more strongly exergonic than the standard state. Equilibrium occurs when $[\text{ADP}] = k_c [\text{ATP}]/[\text{P}_i] = 5.3 \times 10^8 (0.00185)/0.001 = 9.8 \times 10^8 \text{ M}$. Of course, such a high concentration never happens, so the reaction is always favorable at reasonable concentrations. Instead of hydrolyzing ATP and “losing the energy,” the phosphate is transferred to glucose in a coupled reaction, the subject of a homework problem.

Example 18.11. Biological fuel cell

A biological fuel cell is a portable electrical source that can be refueled. Electrical current is generated by a biological redox couple. In an ideal fuel cell, the enzymes would be immobilized on the electrodes and maintain the same activity as if free. In the conceptualized fuel cell on the right, glucose is to be oxidized to gluconolactone in the right cell, catalyzed by immobilized glucose oxidase. Oxygen is excluded from the right cell to avoid loss of electrons by bulk oxidation. The left cell is saturated with air, and a reduction of O_2 to H_2O_2 catalyzed by immobilized laccase is envisioned. Electrons are to flow through the external circuit and H^+ is to flow through the membrane. Each side of the cell is buffered to $pH_c = 7$, $I = 0.25$ M at $T = 298.15$ K. Suppose the concentrations on the right side are $[glucose] = 0.1$ M, $[gluconolactone] = 0.05$ M, and on the left side $[H_2O_2] = 0.05$ M. Determine the transformed standard state half-cell potentials and the voltage expected from the cell under stated concentrations. The standard state Gibbs energies of relevant species are shown below at the stated conditions.



	$H_2O_{2(aq)}$	Glucose	Gluconolactone
$\Delta G_{f,i}^{\circ}$ (kJ/mol)	-52	-427	-496



852 Appendix E Thermodynamic Properties

Reaction ^a	E° (volts)	dE°/dT (mV/K)
Oxygen		
$O_{2(g)} + 2H^+ + 2e^- \rightleftharpoons O_{2(aq)} + H_2O$	2.075	-0.489
$H_2O_{2(aq)} + 2H^+ + 2e^- \rightleftharpoons 2H_2O$	1.763	-0.698
$\frac{1}{2}O_{2(g)} + 2H^+ + 2e^- \rightleftharpoons H_2O$	1.2291	-0.8456
$O_{2(g)} + 2H^+ + 2e^- \rightleftharpoons H_2O_2$	0.695	-0.903

Name ^a	$\Delta G_{f,i}^{\circ}$ (kJ/mol)	$\Delta H_{f,i}^{\circ}$ (kJ/mol)	z_i	N_H	N_M
Glucose	-915.9	-1262.19	0	12	0
Glucose 6-phosphate ²⁻	-1763.94	-2276.44	-2	11	0
Glucose 6-phosphate ⁻	-1800.59	-2274.64	-1	12	0
Gluconolactone	-903.5		0	10	0
H_2O			0	2	0

Name ^a	$\Delta G_f^{\circ, 298.15}$ (kJ/mol)	$\Delta H_f^{\circ, 298.15}$ (kJ/mol)	z_i	N_H	N_{Mg}
ADP ³⁻	-1906.13	-2626.54	-3	12	0
HADP ²⁻	-1947.1	-2620.94	-2	13	0
H ₂ ADP ⁻	-1971.98	-2638.54	-1	14	0
MgADP ⁻	-2387.97	-3074.54	-1	12	1
MgHADP	-2416.67	-3075.44	0	13	1
AMP ²⁻	-1040.45	-1635.37	-2	12	0
HAMP ⁻	-1078.86	-1629.97	-1	13	0
H ₂ AMP	-1101.63	-1648.07	0	14	0
MgAMP	-1511.68	-2091.07	0	12	1
HPO ₄ ²⁻	-1096.1	-1299	-2	1	0
H ₂ PO ₄ ⁻	-1137.3	-1302.6	-1	2	0
MgHPO ₄	-1566.87	-1753.8	0	1	1
H ⁺	0	0	1	1	0
Mg ²⁺	-455.3	-467	2	0	1
O _{2(g)}	0	0	0	0	0
CO _{2(g)}	-394.36	-393.5	0	0	0
CO ₃ ²⁻	-527.81	-677.14	-2	0	0
HCO ₃ ⁻	-586.77	-691.99	-1	1	0
H ₂ CO ₃	-623.11	-699.63	0	2	0
Acetaldehyde	-139	-212.23	0	4	0
Ethanol	-181.64	-288.3	0	6	0
Formate	-351	-425.55	-1	1	0
Glucose	-915.9	-1262.19	0	12	0
Glucose 6-phosphate ²⁻	-1763.94	-2276.44	-2	11	0
Glucose 6-phosphate ⁻	-1800.59	-2274.64	-1	12	0
Gluconolactone	-903.5		0	10	0
H ₂ O	-237.19	-285.83	0	2	0
H ₂ O ₂	-134.03	-191.17	0	2	0
HPO ₄ ²⁻	-1096.1	-1299	-2	1	0
H ₂ PO ₄ ⁻	-1137.3	-1302.6	-1	2	0
Pyruvate ⁻	-472.27	-596.22	-1	3	0

a. Alberty, R.A. "Mathematical Functions for Thermodynamic Properties of Biochemical Reactants." (7/2005), Mathematica notebook. BasicBioChemData3.nb, Wolfram Library Archive, <http://library.wolfram.com/info-center/MathSource/5704/> Accessed 11/2011.

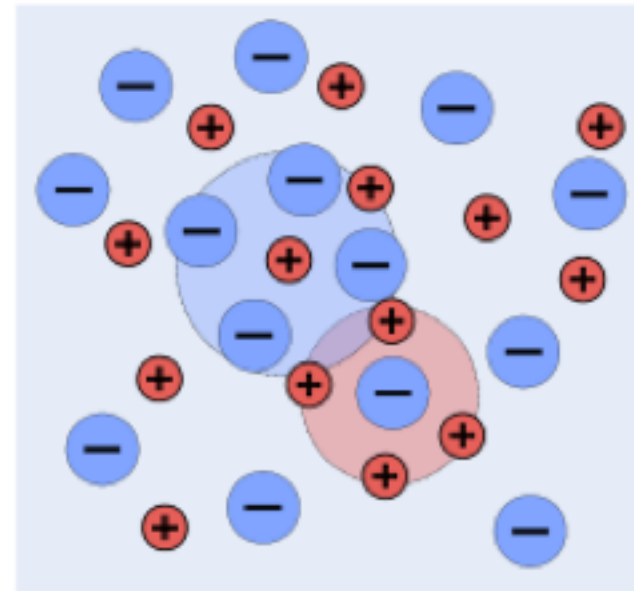
where the standard state Gibbs energy is 0. The standard state *reduction* potential for the glucose reaction is $\Delta G'^{\circ} = -427 + 496 = 69 \text{ kJ/mol}$, thus $E'^{\circ} = -\Delta G'^{\circ}/n_e F = -69000/2/96485 = -0.357 \text{ V}$.

For the oxygen reaction, the standard state *reduction* potential is $\Delta G'^{\circ} = -52 = -52 \text{ kJ/mol}$ (the Gibbs energy of formation for $\text{O}_{2(g)}$ is 0), thus $E'^{\circ} = -\Delta G'^{\circ}/n_e F = 52,000/2/96485 = 0.269 \text{ V}$. The potential expected from a standard state cell would be $E'^{\circ} = 0.269 + 0.357 = 0.626 \text{ V}$, which is favorable. Let us evaluate E under the proposed conditions. Using the Nernst equation,

$$E = E^{\circ} - \frac{0.05916}{2} \log \frac{[\text{gluconolactone}][\text{H}_2\text{O}_2]}{[\text{glucose}](y_{\text{O}_2} P)} = 0.626 - \frac{0.0592}{2} \log \frac{(0.05)(0.05)}{(0.1)(0.21)} = 0.653 \text{ V}.$$

Debye-Hückel Model

- Strong electrolytes are completely dissociated into ions.
- Random motion of these ions is not attained: electrostatic interactions impose some degree of order over random thermal motions.
- Non-ideality is due to these electrostatic interactions between the ions. Only electrostatic interactions obeying the Coulomb inverse square law are considered.
- Ions are considered to be spherically symmetrical, unpolarisable charges. They are assumed to have a definite ion-size, and this represents a distance of closest approach within which no other ion or solvent molecule can approach. Unpolarisable means that the ion is a simple charge with no possibility for displacement of the charge in the presence of an electric field imposed externally, or imposed by the presence of other ions.
- The solvent is considered to be a structureless, continuous medium whose sole purpose is to allow the ions to exist as ions, and whose sole property is manifested in the bulk macroscopic value of the relative permittivity. No microscopic structure is allowed for the solvent which means that is not necessary to consider any:
 - (a) specific ion-solvent interactions;
 - (b) specific solvent-solvent interactions;
 - (c) possibility of alignment of the dipoles of the solvent;
 - (d) polarisability of the solvent to give induced molecular dipoles;
 - (e) possibility of dielectric saturation.
- No electrostriction is allowed.
- The most important feature of the Debye-Hückel model is that each ion is taken to have an ionic atmosphere associated with it. This is made up from all the other ions in the electrolyte solution. Because the solution is overall electrically neutral, the charge on the central ion is balanced by the charge on the ionic atmosphere. Although the ions of the ionic atmosphere are **discrete charges**, the ionic atmosphere is **treated as though it were a smeared-out cloud of charge** whose charge density varies continuously throughout the solution.



Mean field

Debye-Hückel Model

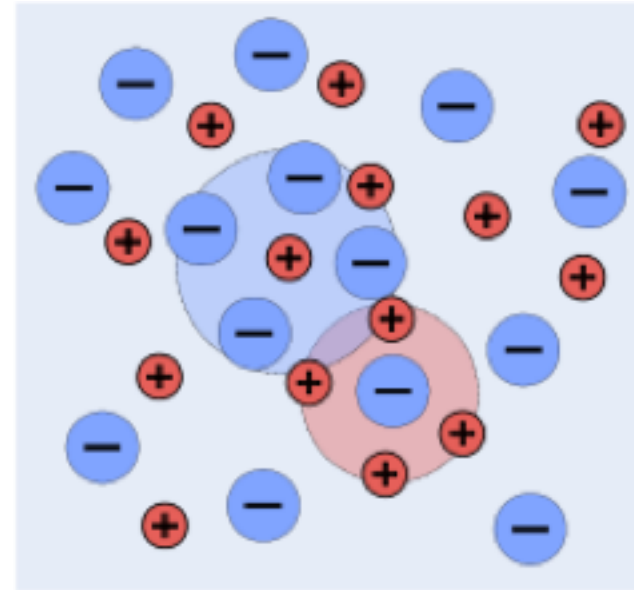
In all aspects of the Debye-Hückel theory the electrolyte is considered to be made up of:

- a chosen central reference ion, called the j -ion;
- with all the other ions (cations and anions) which are present making up the ionic atmosphere.
- The ions of the ionic atmosphere are distributed around the central j -ion. Because of the electrostatic interactions which result from the charges on the ions of the electrolyte, the **distribution** of the ions in the ionic atmosphere is **not random**. If it were random, the chance of finding an ion of opposite charge to the central j -ion in a given region would be equal to the chance of finding an ion of the same charge. In the ionic atmosphere, however, the chance of finding an ion of opposite charge to the central ion in any given region is greater than the chance of finding an ion of the same charge. This is because the central ion will attract ions of opposite charge and repel ions of like charge, again a consequence of electrostatic interactions.

An alternative way of looking at this distribution states that the chance of finding an ion of opposite charge around the central j -ion in any given region is greater than the random value, and the chance of finding an ion of the same charge is less than the random value, see Section 10.19.

The distribution of the ionic atmosphere about the central j -ion lies somewhere in between that of the regular arrangement of a lattice of ions and the random arrangement in a gas at very low pressures, i.e. an ideal gas.

- Statistical mechanics is a theory which discusses probabilities and distributions and so is relevant to a discussion of situations like that of the ionic atmosphere, and the Maxwell-Boltzmann distribution will feature heavily in the theoretical development.



Coulomb's Law

$$\text{force} = \frac{z_1 z_2 e^2}{4\pi\epsilon_0\epsilon_r r^2}$$

(10.2)

$$w = \int_a^b f dr$$

Work to place an ion in a solution of other ions

$$\text{potential energy} = \frac{z_1 z_2 e^2}{4\pi\epsilon_0\epsilon_r r}$$

Debye-Hückel Model

$$\frac{G^E}{RT} = \frac{-4x_s M_{w,s} A_\gamma}{1000(Ba)^3} \left[\ln(1 + Ba\sqrt{I}) - Ba\sqrt{I} + \frac{(Ba)^2 I}{2} \right] \quad 18.102$$

where $A_\gamma = \frac{N_A^2}{8\pi} \left(\frac{e^2}{\epsilon_0 \epsilon_r RT} \right)^{3/2} \frac{(2000 \rho_s)^{1/2}}{2.303} = \frac{1.8249E6(\rho_s)^{1/2}}{(\epsilon_r T)^{3/2}} \quad 18.103$

and $A_\gamma = 0.510(\text{kg/mol})^{1/2}$ for water at 25°C 18.104

$$\text{ionic strength } I = 0.5 \sum_{\text{ions}} m_i z_i^2 \quad 18.105$$

where $e = 1.60218E-19$ C, $\epsilon_0 = 8.85419E-12$ C² N⁻¹ m² is the permittivity of vacuum, ϵ_r is the dielectric constant or relative permittivity of the solvent, R is the gas constant in J/mol-K, T is the temperature in K, ρ_s is the density of the solvent in g/cm³, z_i is the valence of the Coulombic charge on each ion type, and I is the ionic strength which characterizes the overall charges in the charge

of temperature are provided in [Appendix E](#). The parameter a represents the average distance of closest approach, which is larger than the ion size due to water hydration which is always present. The term $1/(Ba\sqrt{I})$ is an approximate distance known as the screening, shielding, or Debye length. It represents the screening of the coulombic potential due to the presence of other ions. A common assumption is $Ba = 1$ (kg/mol)^{1/2}, though in biological systems, $Ba = 1.6$ (kg/mol)^{1/2}.

$$\log_{10} \gamma_i^\square = \frac{-z_i^2 A_\gamma \sqrt{I}}{1 + Ba\sqrt{I}} \text{ up to } I = 0.1 \text{ m} \quad 18.106$$

Activity Coefficient of Water

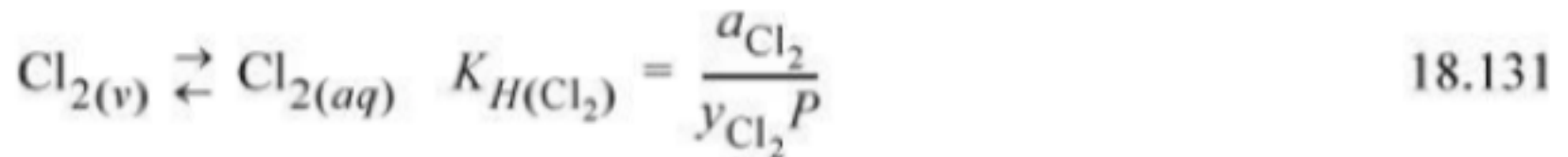
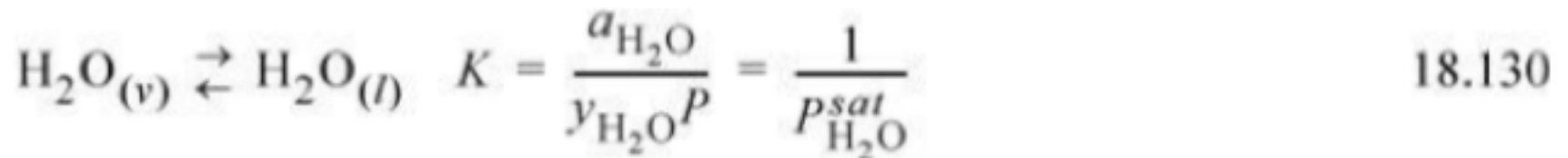
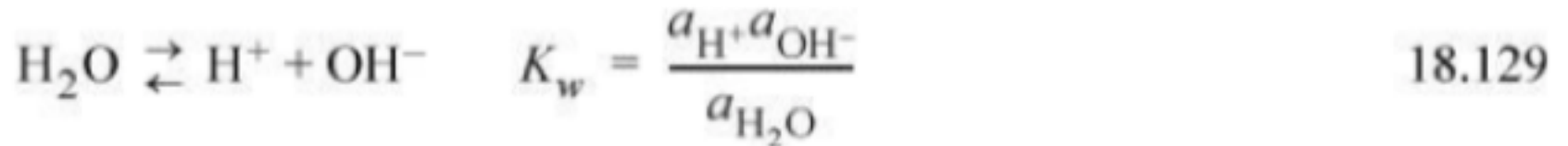
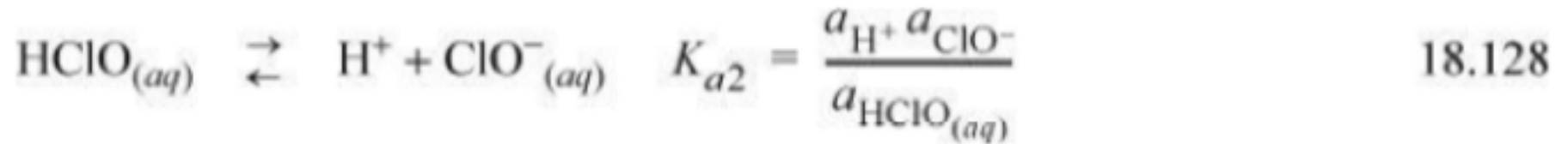
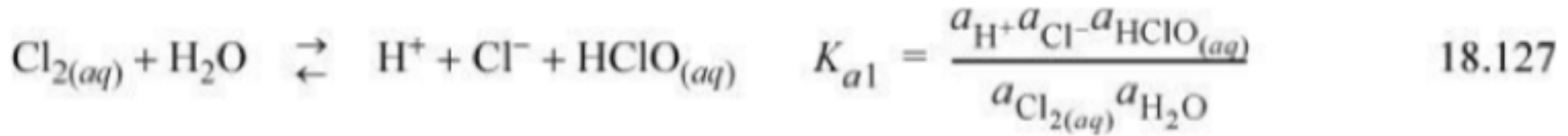
$$\log_{10} \gamma_s = \frac{2A_\gamma M_{w,s}}{1000(Ba)^3} \left\{ 1 + Ba\sqrt{I} - \frac{1}{1 + Ba\sqrt{I}} - 2 \ln(1 + Ba\sqrt{I}) \right\} \quad 18.107$$

Can be determined by measuring the osmotic pressure

$$\Pi = \frac{RT}{V_s} \frac{M_{w,s} \sum_{\text{electrolytes}} m_i}{1000} \Phi \quad 18.109$$

$$\Phi = \frac{-1000}{M_{w,s} \sum_{\text{electrolytes}} m_i} \ln a_s \quad 18.108$$

Chlorination of Water



Example 18.13. Chlorine + water electrolyte solutions

Determine the concentration and species present when chlorine is in equilibrium with water at 298.15 K and 0.8 atm. Develop an approximate solution and then use extended Debye-Hückel with $Ba = 1 \text{ (kg/mol)}^{1/2}$. Thermodynamic properties from the OBIQT documented in footnote 13 of this chapter are tabulated in [Table 18.4](#).

Table 18.4. Thermochemical Data for the Species

Species	ΔG°_f (kJ/mol)	ΔH°_f (kJ/mol)
$\text{H}_2\text{O}_{(l)}$	-237.21	-285.83
$\text{H}_2\text{O}_{(v)}$	-228.61	-241.84
H^+	0	0
OH^-	-157.30	-230.02
$\text{Cl}_{2(aq)}$	6.95	-23.39
$\text{Cl}_{2(v)}$	0	0
$\text{HClO}_{(aq)}$	-79.91	-120.92
Cl^-	-131.29	-167.08
ClO^-	-36.82	-107.11

We first work the problem assuming ideal solutions. This provides an approximate answer. Then we may use the activity coefficients to refine the answer. Using the Gibbs energies of formation, the equilibrium constants are: $pK_{a1} = 3.339$, $pK_{a2} = 7.549$, and $K_{H(Cl_2)} = 0.0606$, where K_H is Henry's constant for Cl_2 .

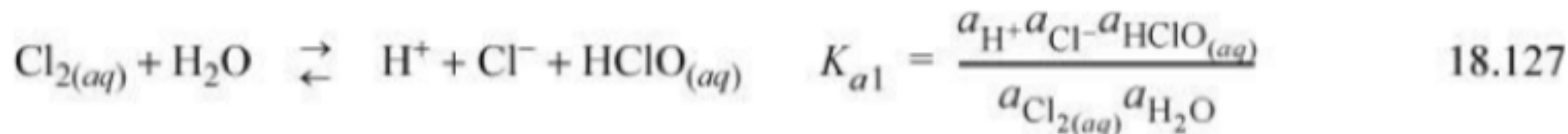
Since chlorine forms the strong acid HCl and the weak hypochlorous acid when dissolving in pure water, we expect $pH < 7$. Note that the weak hypochlorous acid should be almost totally protonated below $pH = pK - 1 = 6.5$. Since a strong acid HCl is being formed, this seems very likely. Let us proceed with that assumption. This enables us to disregard the dissociation of [Eqn. 18.128](#) as a first approximation.

The three reaction equilibria are summarized in [Eqns. 18.127–18.129](#). The charge balance is

$$[H^+] = [Cl^-] + [ClO^-] + [OH^-] = [Cl^-] + \dots \quad 18.132$$

where $[ClO^-]$ is ignored because the dissociation of hypochlorous is small when the pH is small and $[OH^-]$ is ignored when pH is small. Thus, the equilibria of [Eqn. 18.127](#) can be approximated as

$$[HClO_{(aq)}] \approx \frac{K_{a1} [Cl_{2(aq)}] a_{H_2O}}{[H^+]([H^+] - \dots)} \approx \frac{K_{a1} [Cl_{2(aq)}]}{[H^+]^2} \quad 18.133$$



Approximate Solution:

The partial pressure for water can be estimated by first assuming that the water is almost pure. This approximation can be refined later if we find significant concentrations of chlorine species. We also use molar concentrations to approximate molalities. Using Raoult's law for water, $y_{H_2O}P = P_{H_2O}^{sat}$.

From the steam tables, $y_{H_2O}P = P_{H_2O}^{sat} = 0.0317$ bar = 0.0313 atm, and $y_{H_2O} = 0.0313/0.8 = 0.039$.

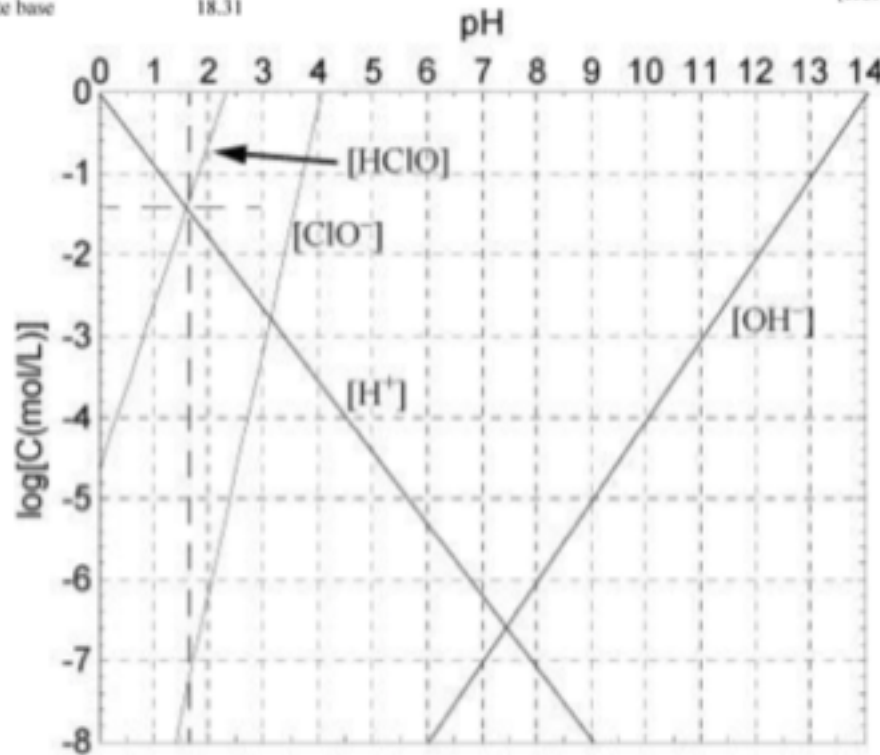
Then $y_{Cl_2}P = 0.8 - 0.0313 = 0.7687$ atm, $y_{Cl_2} = 1 - 0.039 = 0.961$. Using Henry's law coefficient (K_H) for Cl_2 at 298.15 K, the concentration of $Cl_{2(aq)}$ is (independent of pH):

$$[Cl_{2(aq)}] = K_H(y_{Cl_2}P) = (0.0606)(0.7687) = 0.0484 \text{ mol/L} \quad 18.134$$

The concentration $[HOCl_{(aq)}] = 10^{-3.339}(0.0484)/[H^+]^2$ (Eqn. 18.133) at small values of pH is plotted in a Sillén diagram. The weak acid dissociation of hypochlorous acid $[OCl^-]$ is to be calculated from Eqn. 18.31 using the concentration of $[HOCl]$ as a function of pH. As expected, the dissociation is small at low pH.

$$[A^-] = K_{a,2}C_A / ([H^+] + K_{a,2}) \quad \text{useful for conjugate base} \quad 18.31$$

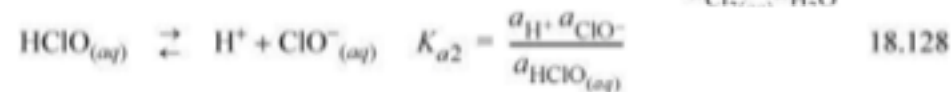
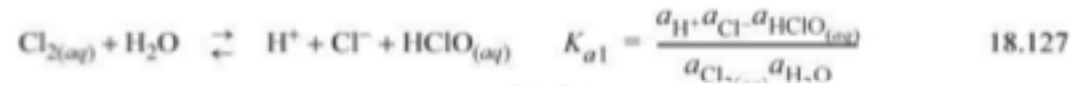
$$[HOCl_{(aq)}] = \frac{K_{a1}[Cl_{2(aq)}]^{1/2}}{[H^+][H^+] - \dots} = \frac{K_{a1}[Cl_{2(aq)}]^{1/2}}{[H^+]^2} \quad 18.133$$



Double $[H^+]$
makes it about
0.3 higher

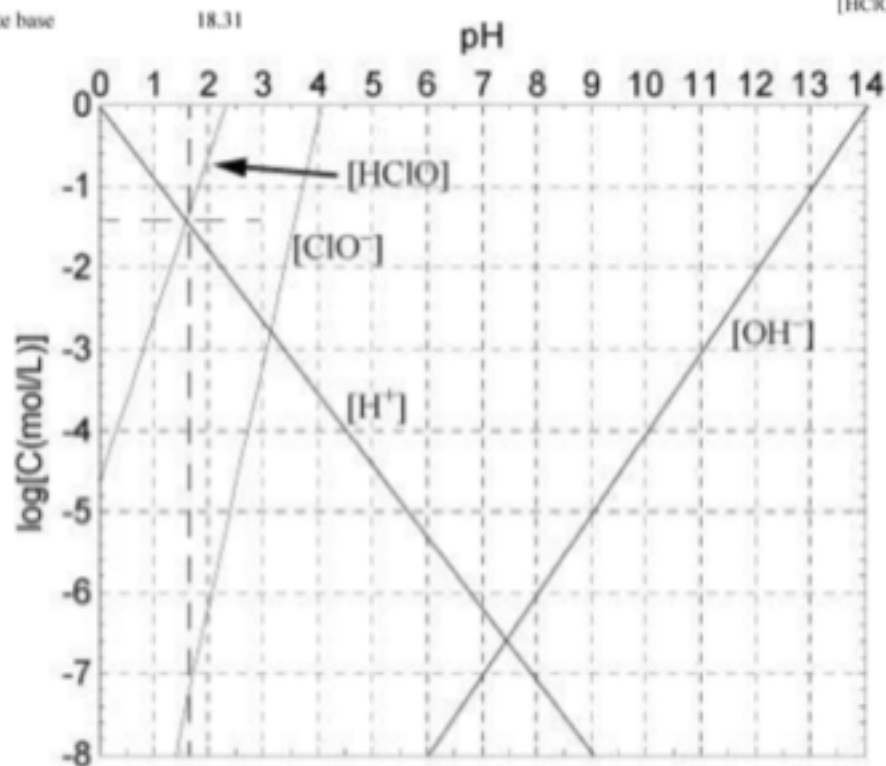
Figure 18.14. Determination of equilibria for the chlorine system.

The weak acid curve in Fig. 18.14 is much different from curves in previous examples because, in this case, the overall concentration of weak acid is changing rapidly with pH. Now consider the material balance associated with Eqns. 18.127 and 18.128. Since Eqn. 18.128 does not occur to a significant extent, to a good approximation by the stoichiometry of Eqn. 18.127 $[H^+] = [Cl^-] = [HOCl]$. This occurs at the intersection shown by the dotted lines. The approximate solution is pH = 1.55, $[H^+] = [Cl^-] = [HOCl] = 10^{-1.55} = 0.0282$ mol/L. Note on the diagram that $[OCl^-] = 10^{-7.5} = 3.2E-8$. Now, we can use these as initial guesses in a more rigorous answer.



$$[A^-] = \frac{K_{a2} C_A}{[H^+] + K_{a2}} \quad \text{useful for conjugate base}$$

$$[HClO_{(aq)}] = \frac{K_{a1} [Cl_{2(aq)}]^{1/2} [H_2O]}{[H^+][H^+] + \dots} = \frac{K_{a1} [Cl_{2(aq)}]^{1/2}}{[H^+]^2} \quad 18.133$$



Double $[H^+]$
makes it about
0.3 higher

Figure 18.14. Determination of equilibria for the chlorine system.

Calculation with Activity Coefficients:

Thermodynamic properties for the components are tabulated below and in the spreadsheet: CL2H2O.xlsx. Note that the data tabulated below include values for Cl₂ and H₂O in both the vapor and aqueous phases. The Gibbs energies are used to calculate the VLE distribution coefficients as a "reaction."

To solve the nine equations (five equilibria, three atom balances, and one charge balance) simultaneously, we must identify nine unknowns. The nine unknowns selected here are the species listed in Table 18.4: the liquid moles of H₂O, Cl₂, HClO, H⁺, Cl⁻, ClO⁻, and OH⁻, and the vapor moles of H₂O_(v) and Cl_{2(v)}. The basis is 1 liter of liquid water ($n'_{H_2O} = 55.51$ moles) and $n'_{Cl_2} = 0.9$ moles initially.

The detailed calculation are handled as a reactive flash. Three atom balances must be satisfied—H, O, Cl, along with the charge balance. The atom balances and charge balance are shown in Table 18.5 for the basis of 1 liter of liquid water and 0.9 moles of Cl₂. The compositions for iteration are summarized in Table 18.6.

Table 18.4. Thermochemical Data for the Species

Species	ΔG_f° (kJ/mol)	ΔH_f° (kJ/mol)
H ₂ O _(l)	-237.21	-285.83
H ₂ O _(v)	-228.61	-241.84
H ⁺	0	0
OH ⁻	-157.30	-230.02
Cl _{2(aq)}	6.95	-23.39
Cl _{2(v)}	0	0
HClO _(aq)	-79.91	-120.92
Cl ⁻	-131.29	-167.08
ClO ⁻	-36.82	-107.11

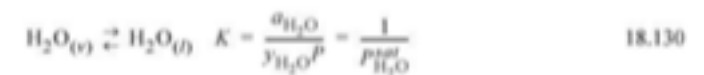
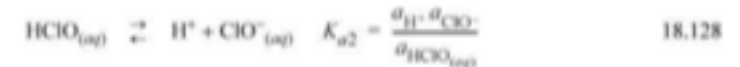


Table 18.6. Electrolyte Component Mole Numbers and Activities at the Converged Composition

Species	Liquid			Vapor		
	Moles	Molality	γ^f	Species	Moles	y
H ₂ O	55.44564	----	1.000060649	H ₂ O	0.03322	3.88E-02
Cl _{2(aq)}	4.65E-02	0.046591564	1	Cl ₂	0.82233	9.61E-01
HClO	3.11E-02	0.031168318	1	sum	0.85555	1.00
H ⁺	3.11E-02	0.031168399	0.838440619			
OH ⁻	4.55E-13	4.55732E-13	0.838440619			
ClO ⁻	4.01E-08	4.01834E-08	0.838440619			
Cl ⁻	3.11E-02	0.031168359	0.838440619			
tot moles	55.5856					
Intermediate Calculations		$I = 0.03117$				
	$x_{H_2O} = 0.99748$	$pH = -\log_{10}((0.0312)(0.838))$				
	$a_{H_2O} = 0.9975$	$= 1.58$				

water mole fraction and activity			
xw	0.997482544	pH	
aw	0.99754304	1.5828132	

Mean (Geometric Mean) Ionic Activity Coefficients

Mean Molality:

$$m_{\pm} \equiv (m_+^{v_+} m_-^{v_-})^{1/v}$$

18.138

Mean Ionic Activity Coefficient:

$$\gamma_{\pm} \equiv (\gamma_+^{v_+} \gamma_-^{v_-})^{1/v}$$

18.139

Stoichiometric Number

$$v \equiv (v_+ + v_-)$$

$$\log_{10} \gamma_{\pm} = \frac{-A \gamma |z_+ z_-| \sqrt{I}}{1 + Ba \sqrt{I}}$$

18.141

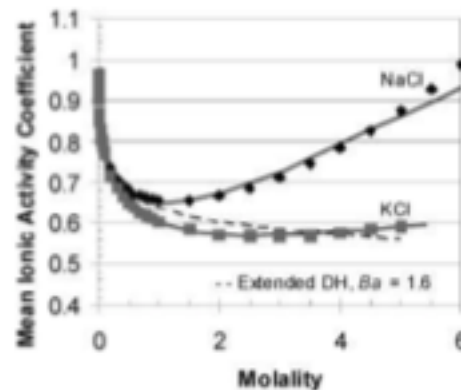


Figure 18.15. Mean ionic activity coefficient for NaCl, KCl and those predicted by the extended Debye-Hückel (DH) model at 298K. Dashed line is the extended Debye-Hückel, Solid lines are the unsymmetric eNRTL using default parameters in ASPEN Plus ver. 7.1. Experimental activity coefficients are from Hamer, W.J.; Wu, Y.-C., 1972. J. Phys. Chem. Ref. Data, 1:1047.